



WITH M

VOLUNTARY SUB-NATIONAL REVIEW

FOR INDONESIA 2021



VOLUNTARY SUB-NATIONAL REVIEW REPORT FOR INDONESIA 2021

Publication Date

May 2021

This review is jointly prepared by APEKSI, APPSI, ADEKSI, with SDG Network ITB under the auspice of United Cities and Local Governments Asia-Pacific (UCLG-ASPAC) and UCLG.

Expert Team: Teti A.Argo, Ninik Suhartini, Sri Maryati

Supervised by Edgardo Bilsky, Bernardia Tjandradewi, Aniessa Delima Sari, APEKSI, APPSI, ADEKSI

Assistants: Rizki Rayani, Tristia Riskawati, Ilham Nugraha

Cover Images by Defika Hendri, Ruben Hutabarat, Yannis H

Illustration by Vectorjuice, freepik

This document is produced with the financial support of:



"This publication was produced with the financial support of the European Union. Its contents are the sole responsibility of SDGs Network ITB, UCLG and UCLG ASPAC, do not necessarily reflect the views of the European Union"



"This document has been financed by the Swedish International Development Cooperation Agency, Sida. Sida does not necessarily share the views expressed in this material. Responsibility for its content rests entirely with the author."



TABLE OF CONTENTS

TABLE OF CONTENTS	i
LIST OF FIGURES	ii
LIST OF TABLES	ii
LIST OF ABBREVIATIONS AND DEFINITIONS	iii
FOREWORD	v
1 CHAPTER I - HIGHLIGHTS	1
2 CHAPTER II - INTRODUCTION	3
3 CHAPTER III - METHODOLOGY	6
3.1 A Framework of Review	6
3.2 Selection of Case Studies	7
3.3 Analysis and Synthesis	9
4 CHAPTER IV – POLICIES & ENABLING ENVIRONMENT	10
4.1 National Strategies for Implementing and Localising SDGs: Key Visions and Objectives, Key Sectoral Policies	10
4.2 National Coordination Mechanisms	11
4.3 Enabling Institutional Environment for Local Governments.....	12
5 CHAPTER V LOCAL ACTIONS TO LOCALISING SDGS	15
5.1 Actions to Create Local Ownership	15
5.2 Local Actions in Relation to the COVID 19 Pandemic & SDGs Attainment.....	22
6 CHAPTER VI – MEANS OF IMPLEMENTATION	27
6.1 Supporting Policies and Resources to Local Governments	27
6.2 Supporting Policies and Resources from the Provincial Government	29
6.3 Supporting Policies and Resources from the National Government.....	29
6.4 Supporting Policies and Resources for Local Parliaments.....	30
6.5 Supporting Policies and Resources from Non-State Actors.....	31
6.6 Implementation of Monitoring, Evaluation and Reporting at the District Level....	31
6.7 Implementation of Monitoring, Evaluation and Reporting at the Provincial Level	32
7 CHAPTER VII – CONCLUSION & RECOMMENDATIONS	34
REFERENCES	37



LIST OF FIGURES

Figure 1 Administrative System of Governments that Hold Elections in Indonesia 3

Figure 2 A Framework for Reviewing SDGs Implementation..... 7

Figure 3 Voluntary Sub-National Report for Indonesia Case Studies 8

Figure 4 National Coordination Team for Implementation of SDGs in Indonesia 10

Figure 7 Integration of Plan, Monitoring, Evaluation and Reporting among Government Levels 11

Figure 8 Inclusion of SDGs in SEA, LMDPs, and LAWP at the Local Level..... 12

Figure 10 Infusion of SDGs in local development plans 13

Figure 11 Proportion of Provincial Expenditure 14

Figure 12 Willingness of Local Government to Participate in ALAs to Achieve SDGs 16

Figure 10 Priority of SDGs of Local Government in General 18

Figure 11 Most Prioritised Goals of SDGs at the Local Level 19

Figure 12 SDGs Achievement..... 19

Figure 13 Level of Multistakeholder Involvement in the Stages of Localising SDGs 21

Figure 14 Level of Multistakeholder Involvement in Participating in Localising SDGs..... 22

Figure 15 Impacts of Policies on Responding to the COVID 19 Pandemic on Localising SDGs 23

Figure 19 Priorities of SDGs at the Local Level During the COVID 19 Pandemic..... 23

Figure 17 Challenges by Local Governments in Localising SDGs..... 25

Figure 18 Level of Impacts from COVID 19 on Local Achievement of SDGs..... 26

Figure 22 Portal of Local Statistical Office on SDGs implementation in Pati Regency..... 28

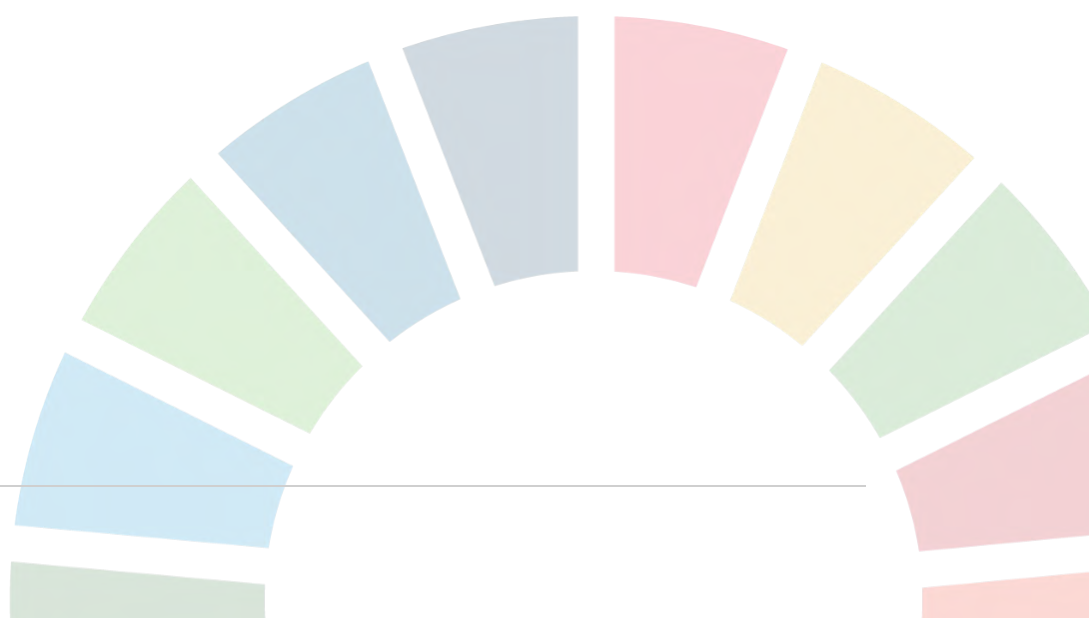
Figure 23 Portals of SDGs Desa Providing High Access for All Media Users to be Updated with SDGs Attainment..... 29

Figure 24 Local Governments with Monitoring, Evaluation and Reporting (MER) Activities 32

Figure 25 Local Governments Using Monitoring, Evaluation and Reporting (MER) as Feedback 33

LIST OF TABLES

Table 5 Support from Non-State Actors 31

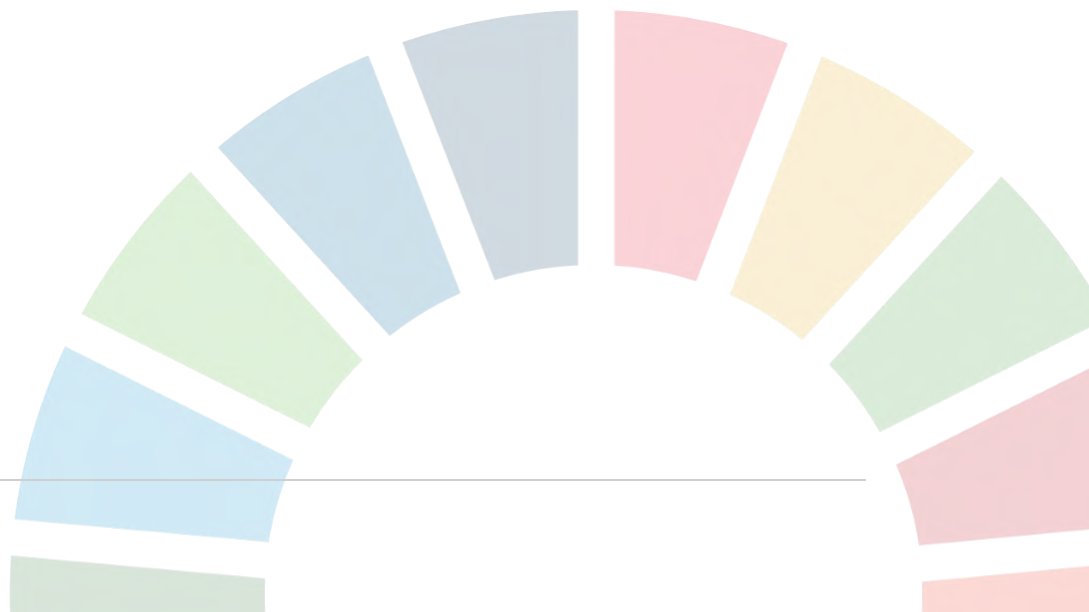


LIST OF ABBREVIATIONS AND DEFINITIONS

ADD	: Allocation of Village Funds (<i>Alokasi Dana Desa</i>)
ADEKSI	: Association of Indonesian Municipal Councils (<i>Asosiasi DPRD Kota Seluruh Indonesia</i>)
ALAs	: Associations of Local Authorities
APEKSI	: Association of Municipalities in Indonesia (<i>Asosiasi Pemerintah Kota Seluruh Indonesia</i>)
APIK	: Indonesian Women’s Association for Justice
APPSI	: Association of Indonesian Provincial Government (<i>Asosiasi Pemerintah Provinsi Seluruh Indonesia</i>)
BIG	: Geospatial Information Agency
BLT	: Direct Cash Assistance (<i>Bantuan Langsung Tunai</i>)
BSP	: Food Subsidy Assistance (<i>Bantuan Subsidi Pangan</i>)
BPS	: Central Bureau of Statistics or Statistics Indonesia
BUMDES	: Village-Owned Enterprises
DAK	: Specific Allocation Grant
DAU	: General Allocation Grant
DBH	: Revenue Sharing Grant
DD	: Village Fund / <i>Dana Desa</i>
DID	: Local Incentive Fund
District Level	: A level of government identified as municipalities and regencies
FGDs	: Focus Group Discussions
HDI	: Human Development Index
HIVOS	: Humanist Institute for Development Cooperation
ICMA	: International City/County Management Association
ICLD	: International Center for Local Democracy
ICLEI	: Local Governments for Sustainability
JDCN	: Jakarta Development Collaboration Network
KKN	: Students Community Services
KOMPAK	: Community Collaboration and Services for Welfare
LAPs	: Local Action Plan(s)
LGs	: Local Governments which consist of provincial governments, municipalities and regencies
LABAs	: Local Annual Budget Allocations
LAWPs	: Local Annual Working Plans / RKPD
LMDPs	: Local Mid Term Development Plans / RPJMD
LLDP	: Local Long-Term Development Plans / RPJPD
MDGs	: Millennium Development Goals
NMDP	: National Middle-Term Development Plan
MER	: Monitoring, Evaluation, and Reporting
MoHA	: Ministry of Home Affairs
MoNDP	: Ministry of National Development Planning / BAPPENAS
MoVRT	: Ministry of Villages, Development of Disadvantaged Regions and Transmigration (PDPT)
MSS	: Minimal Service Standards
NAP	: National Action Plan
NGOs	: Non-Governmental Organisations
NSAs	: Non State Actors
ODI	: One Data Indonesia
OVOC	: One Village One Company
SDGs	: Sustainable Development Goals
SEAs	: Strategic Environmental Assessments
SIPD	: Local Government Information System (<i>Sistem Informasi Pemerintah Daerah</i>)



MSMEs : Micro Small Medium Enterprises
UCLG ASPAC : United Cities and Local Government Asia Pacific
UNICEF : The United Nations Children's Fund
USAID : US Agency for International Development
VNR : Voluntary National Review
VSR : Voluntary SubNational Review





FOREWORD

It is a pleasure to present the Voluntary Subnational Review on the 2030 Agenda for Sustainable Development and its 17 Goals for Indonesia 2021. For the last 5 years, Government of Indonesia has committed to engage in national strategies that help implement the SDGs at the local level. Several ministries and boards have enacted regulations, initiated policy integration, improved policy coherence, provide technical guidance, develop data and information systems for monitoring, evaluation, as well as reporting.

A framework for multilevel government interaction for SDGs implementation has been created through sharing and delegating responsibilities to the local level. This includes providing coordination mechanisms for SDGs monitoring, evaluation and reporting as well as aligning local policies with national policies on integrating SDGs implementation to local development plans. Voluntary Subnational Review for Indonesia 2021 reflects achievement of local governments on the 2030 Agenda. This review is a result of collaboration between local government associations in Indonesia, which are APEKSI (Association of Municipalities in Indonesia), ADEKSI (Association of Indonesian City Councils), APPSI (Association of Provincial Governments in Indonesia), assisted by SDGs Network from Bandung Institute of Technology (ITB) Indonesia, UCLG ASPAC and UCLG.

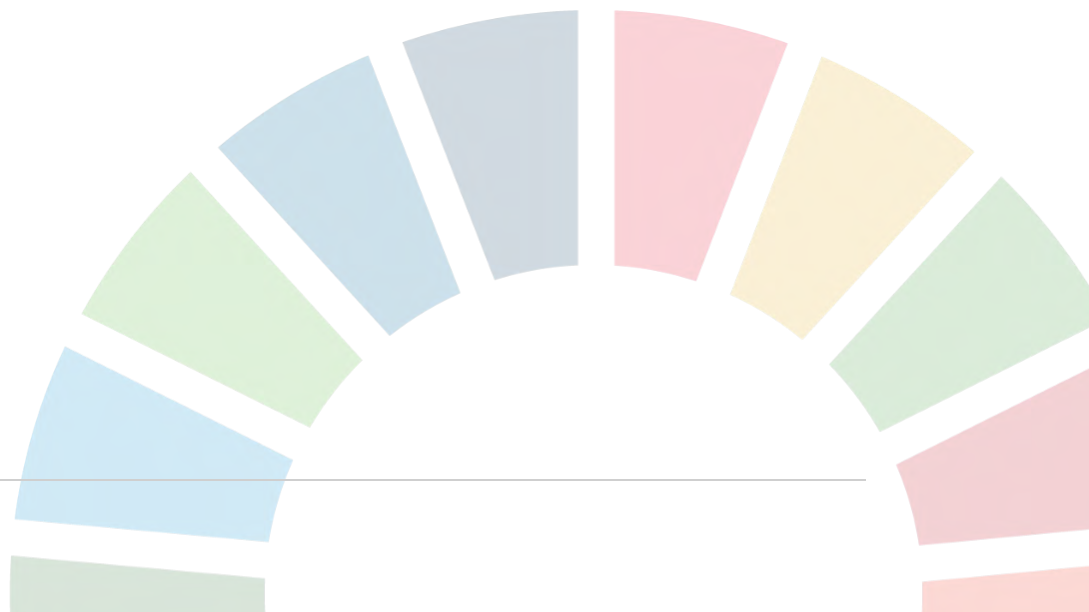
A responsibility for implementing SDGs is a shared one even among levels of government. The review presents a pivotal role of local governments at the forefront in delivery various services such as health systems, education, providing decent jobs, housing and infrastructure, security as set by decentralisation policies. Nonetheless, SDGs implementation at a local level in Indonesia has been working gradually due to myriad tasks as well as limited resources and capacities obtained by local governments. In addition, local governments are pushed to accelerate SDGs achievement on the ground as the world reaching the Decade of Action 2020-2030. Several issues such as policy gaps, barriers to access resources, misalignment of policies interpretation among sectors, and lack of opportunities for networking need to be addressed to provide wider local governments' participation. The provincial governments have been working hard to produce Local Action Plans on SDGs implementation and engaging in monitoring and evaluation. Municipalities and regencies have intensively engaged in its implementation through developing programmes, and monitoring and evaluation.

The review further explores the role of local legislative bodies which are responsible for deciding local development strategies as well as local budget allocation. It highlights that increasing awareness of local parliament members regarding the importance of SDGs will lead to greater capabilities to assess local development strategies, put them in a wider development perspective to connect local policies with SDGs targets and increase the ownership of SDGs.

The report also reveals that involvement of multi stakeholders at a local level is at an early stage. Some local governments recognise local stakeholders as active players in implementation and surpassing the local governments, while others can be the sole driver in SDGs implementation. In addition, it has been recognised that knowledge regarding SDGs and its implementation at the local level cannot depend on 'trickle-down effect' from national governments' interventions. Adaptive SDGs attainment strategies through widespread dissemination, increasing awareness and taking actions are essential.



Local government associations in Indonesia are committed to improve multistakeholder cooperation, sharing resources, building capacities, initiating best practices, promoting ownerships among local governments for implementing SDGs. This includes establishing shared responsibilities toward SDGs implementation by developing platforms, peer learning and team working. APEKSI, APPSI, and ADEKSI believe that working together with the national government as 'one' government can generate progress to be more equal among territories. This is the heart of transforming commitment into achievement of SDGs.







CHAPTER I

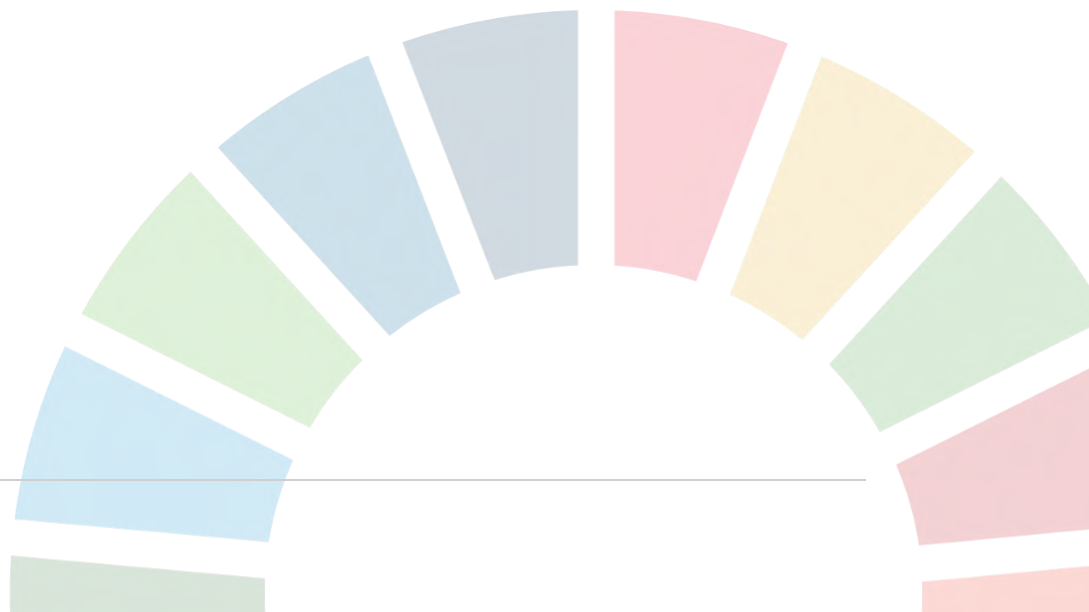
HIGHLIGHTS

Since the initiation of SDGs, local governments have increasingly been active in SDGs implementation in Indonesia. Development plans and policies have also been informed by a framework set by the SDGs. A better understanding regarding development by local actors has become more comprehensive, encompassing various dimensions as presented in the SDGs framework. In Indonesia, SDGs implementation has been adopted into Local Mid Term Development Plans, which allows SDGs indicators to be synchronised into indicators set for local development.

SDGs #1 (no poverty), #2 (no hunger) and #3 (health), and #4 (education) continue to be the priorities in development plans by local governments. Urgent local issues such as climate action (SDG #13) are prioritized for some archipelagic oriented local governments. SDG#17 on partnerships is increasingly considered as well, reflecting broader involvement of Non-State Actors in SDGs implementation, and in some cases, even initiating Local Action Plans. The relationship between provinces and municipalities/regencies becomes more intense, especially as the provinces are required to monitor and evaluate SDGs implementation at the municipality/regency level. Several types of incentives are introduced to increase participation of municipalities/regencies in reporting on progress. Meanwhile, as the importance of evaluating the SDGs framework for development plans gain momentum, more municipalities/regencies decide to formulate Local Action Plans (LAPs) on SDGs implementation voluntarily. This gives guidance on connecting targets set by LAPs to results in plan implementation.

During the COVID 19 pandemic, local governments have had to refocus their programmes directly towards public health, poverty reduction, food security and education. This period reveals vulnerable situations of the poor and near poor. With limited supports to sustain their livelihood, old practices of cutting education, youth marriages, and early entry into the workforces is potentially increased during this period. Local governments, recognising local culture and values invent programmes such as neighbours helping neighbours in order to look after the vulnerable families, or organising efforts by Neighbourhood Units to provide sanitation and clean water to follow protocols to fight COVID 19.

It is expected that policy initiatives at the local level reflect local values and culture. There are many areas of needs. Adaptation of SDGs implementation at the local level presented by the Ministry of Home Affairs (MoHA) is less than adequate. As there is needs for help related to local governments' capacity building and resource allocations on how to integrate into local development plans. Furthermore, sharing lessons learned between local governments would allow for efficient practices and still needs to be encouraged. There is less recognition of local innovation and science and technology support to advance SDGs implementation. Finally, the roles and participation of local government associations is needed to open dialogue on SDGs implementation at the local level, and to gain advocacy for further facilitation at the national level.



CHAPTER II

INTRODUCTION

Indonesia is a constitutional republic with a presidential democratic regime, where the president is the head of both state and government. Local governments in Indonesia that hold autonomy and have jurisdiction are represented by provinces, municipalities, regencies, and villages (See Figure 1). Indonesia consists of 34 provinces with geographical forms, either coastal land-based or archipelagic. Out of 34 provinces, five hold special status for their specific historical positions and/or identities. Special Capital City of Jakarta has a specific autonomy only at the provincial level. The so-called district level currently has 416 regencies and 98 municipalities. Except in the Special Capital City of Jakarta, regencies and municipalities in other provinces elect their heads of governments and parliament members. This election reflects local governments' autonomy on key development aspects, including development plans and public budget allocation.

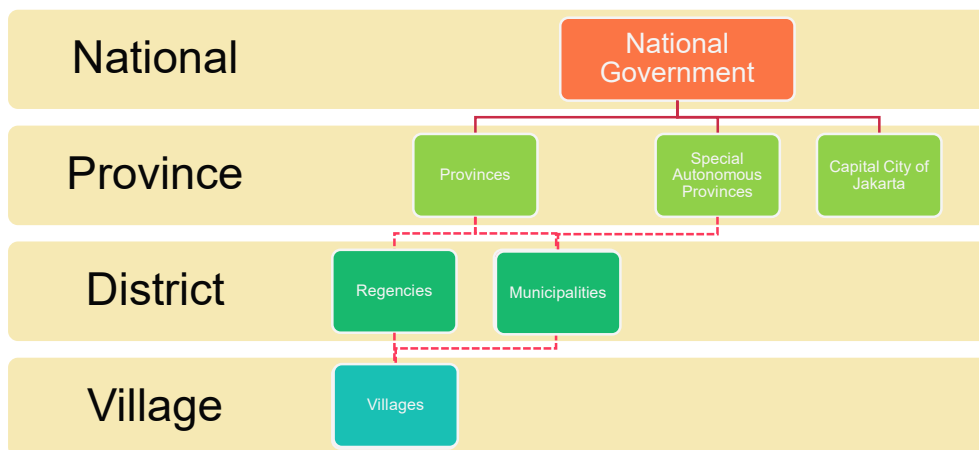


Figure 1 Administrative System of Governments that Hold Elections in Indonesia

Another tier of government that hold elections and thus have a certain level of autonomy are villages¹. Villages are usually located within regencies which represent rural and communal organisations. Currently, there are 83,931 villages.

Implementation of SDGs is formally stipulated through Presidential Decree and become part of development planning in Indonesia. Participation from various levels of government as well as non-state actors demonstrates the principle of No One Left Behind and inclusiveness as the underlying notion in SDGs implementation.

¹ Village is a generic term representing autonomous local authority at the lowest level. Many provinces use the word village to represent local authority at this level. Other provinces have re-interpreted villages into traditional neighbourhood units as practiced by local culture. For example, in the province of Aceh, gampong is referred to when representing villages. In West Sumatera, it is called nagari. In the province of Papua, and in the Regency of West Kutai, it is called kampung. On the other hand, in the provinces of Banten and of West Java, kampung is referred to as a sub level of villages.

At the local level, efforts toward SDGs implementation are formally initiated directly through two regulations: one on Coordination, Planning, Monitoring, Evaluation and Reporting (MER) on SDGs and the other on Strategic Environmental Assessments (SEAs) for Mid Term Development Plans. This marks the beginning of a broader adoption of SDGs at the local level and major efforts in integrating them into local development plans and evaluated as part of the plans.

This report aims to describe the role and relationship of local governments and their progress in implementing SDGs in Indonesia. It also attempts to recognise local champions in implementing SDGs framework as part of the local plans and local innovation that allows for creative efforts to engage communities in developing local solutions.

VSR is an important 'tool' on how local governments contribute in accelerating 'local action' in the Decade of Action of SDGs (2020-2030). At this juncture, this review maps explaining interconnection between national and local policies on SDGs implementation, relations among local governments, between subnational governments and local non state actors that expand opportunities in the SDGs implementation.



CHAPTER III

METHODOLOGY

This Voluntary Subnational Review (VSR) of SDGs adopts reporting formats of the Voluntary National Reviews (VNRs) in the [Handbook for the Preparation of VNRs](#) produced by the UN Department for Economic and Social Affairs (UN Desa, 2020). It acknowledges the directives for reporting for 2021 which focuses on “*Sustainable and Resilient Recovery from the COVID-19 Pandemic*”, that promotes the economic, social and environmental dimensions of Sustainable Development: *Building an inclusive and effective path for the achievement of the 2030 agenda in the context of the Decade of Action and Delivery for Sustainable Development*”. In particular, the focus is on progress in nine SDGs: Goal 1, 2,3,8,10, 12, 13,16, and 17, which are considered central during the COVID 19 pandemic.

Localising SDGs is a process of taking into account subnational contexts in the achievement of the SDGs, from setting of the goals and targets, determining the means of implementation and using relevant indicators to measure and monitor progress (GTFRLG, UN Habitat, & UNDP, 2016). This review is a part of Localise SDGs programme in Indonesia, where associations of local governments, comprising: APEKSI (Association of municipalities in Indonesia), APPSI (Association of Provincial Governments in Indonesia), ADEKSI (Association of Indonesian Municipal Councils) as the subnational level engaging in the preparation of this review. This was executed under the supports of UCLG ASPAC, UCLG and experts from SDG Network of Bandung Institute of Technology (ITB) Indonesia.

3.1 A Framework of Review

This review followed a framework as presented in the [Figure 2](#). Several steps were taken:

- To recognise the enabling environment, especially in relation to regulations in decentralisation policies, and its accommodation towards SDGs implementation, VNRs guidelines and best practices of SDGs Implementation in Indonesia. This includes a look at the current state and gaps in SDGs implementation at a local level;
- To develop criteria and indicators and to select local governments to be case studies for this review. This is in consultation with APEKSI, APPSI and ADEKSI:
- To conduct surveys: primary surveys using questionnaires distributed to the local governments and Focus Groups Discussions (FGDs) with provincial and district governments as well as associations. FGDs were conducted with local governments in order to confirm and elaborate what has been described in the questionnaires;
- To analyse the results of questionnaires and FGDs, including confirming data and information presented in the FGDs. Synthesis was deployed to connect the result of analysis with the bigger framework for reporting the state of the SDGs implementation at a local level;
- To prepare VSR for Indonesia 2021, through discussions, workshops, dissemination and supervision.

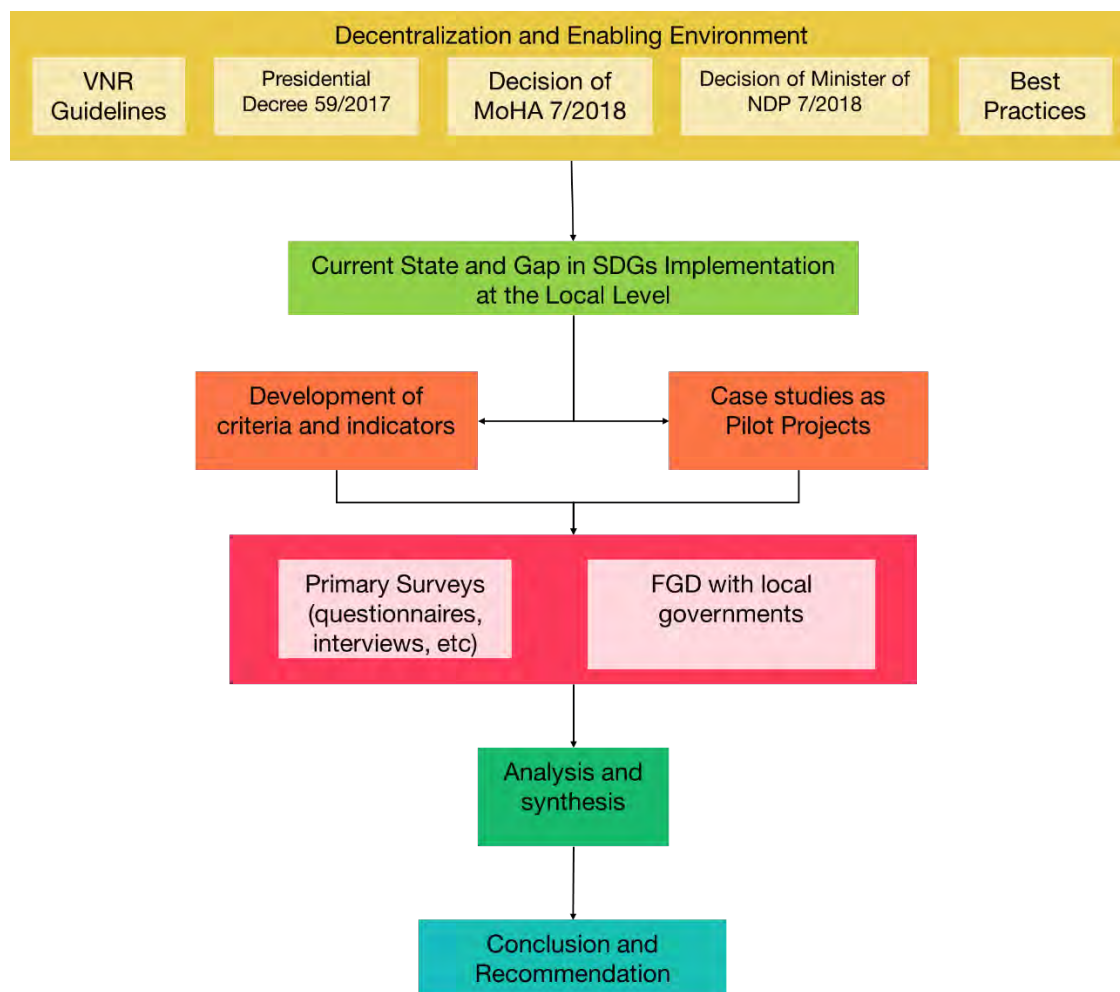


Figure 2 A Framework for Reviewing SDGs Implementation

3.2 Selection of Case Studies

There are 15 provinces, 15 municipalities, and five regencies that were used as the cases studies (see Figure 3).

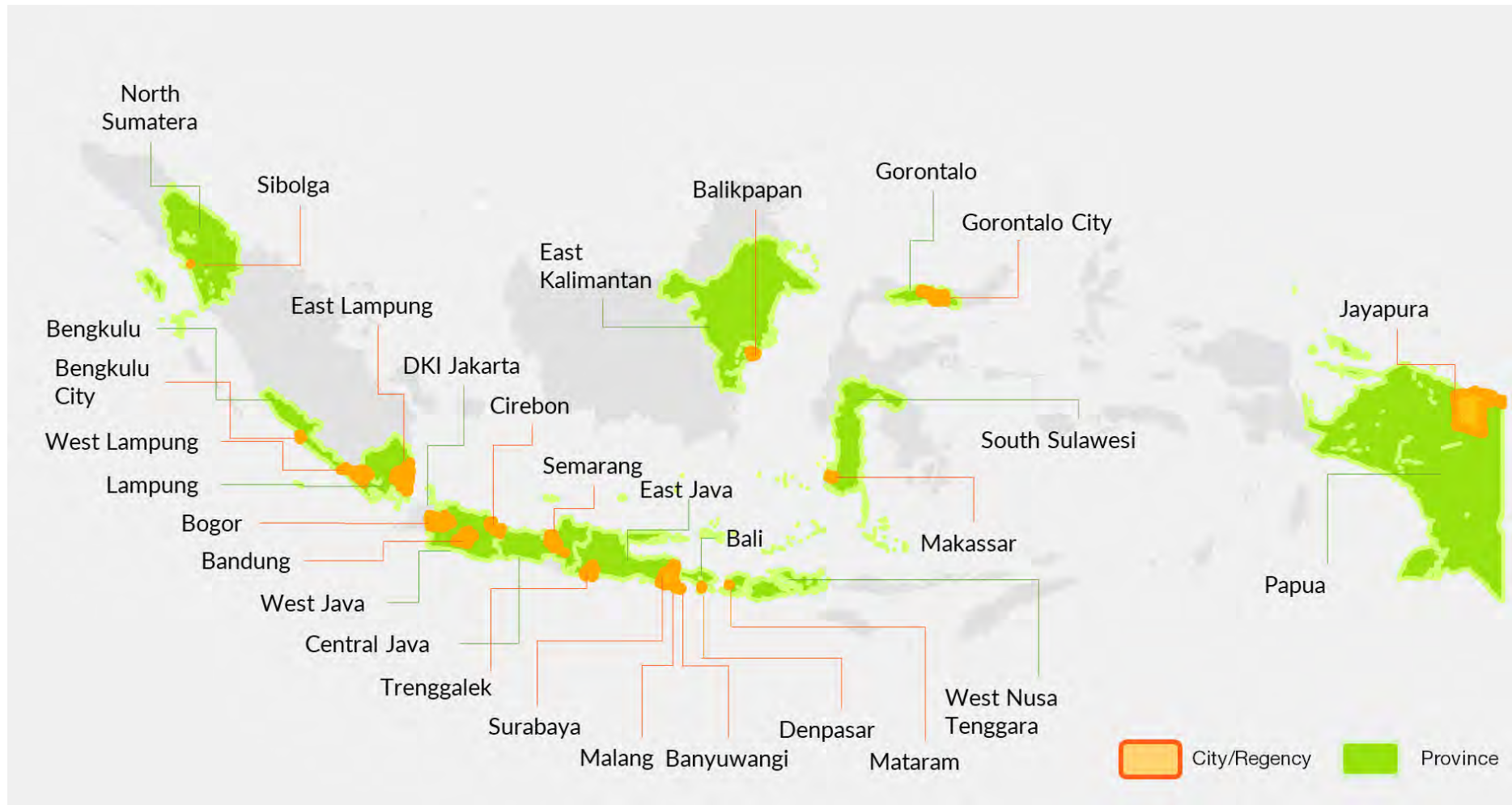


Figure 3 Voluntary Sub-National Report for Indonesia Case Studies

3.3 Analysis and Synthesis

Analysis and syntheses conducted were related to the quality of data collected, data cleaning and confirmation, as well as additional information that provides more context toward data collected.

Data /information were analysed to reveal several issues at the local level in implementing SDGs. These include: a) priorities of local developments; b) integration into local development plans, program and budgeting; c) availability of SDGs related data and information; d) relations between local governments in order to develop monitoring evaluation and reporting; e) participation of Non-State Actors; f) relations to other global commitments such as Climate Change Adaptation and New Urban Agenda.

During the COVID 19 pandemic, many related their experiences in implementing SDGs by executing national government's policies on refocusing programmes and reallocating local budget. One year since the COVID 19 pandemic, this has major portions in the discussion on SDGs implementation. Meanwhile, pressing issues on frequent natural disasters² as well as economic recovery require simultaneous attentions.

² Floods, landslides, and earthquakes continue to be recorded in many parts of the country, as presented by the National Board of Disaster Management (BNPB) and Meteorological, Climatological and Geophysical Board (BMKG).

CHAPTER IV

POLICIES AND ENABLING ENVIRONMENT FOR LOCALISING SDGS

This chapter comprises of national strategies for the implementation and localising SDGs, national coordination mechanism, and enabling institutional environment for local associations in Indonesia.

4.1 National Strategies for Implementing and Localising SDGs Key Visions and Objectives, Key Sectoral Policies

i. National Commitment: Presidential Decree No.59 of 2017

The commitment towards adopting and implementing SDGs to national plans is ratified in Presidential Decree No 59 of 2017. The adoption of SDGs includes setting up a national coordinating team, headed by the President. The executive coordination is led by the Ministry of National Development Planning / BAPPENAS. The executive team consists of expert team, secretariat and working groups that focusing on SDG goals classified nationally into four pillars: Economic, Social, Environments and Governance (see Figure 4).

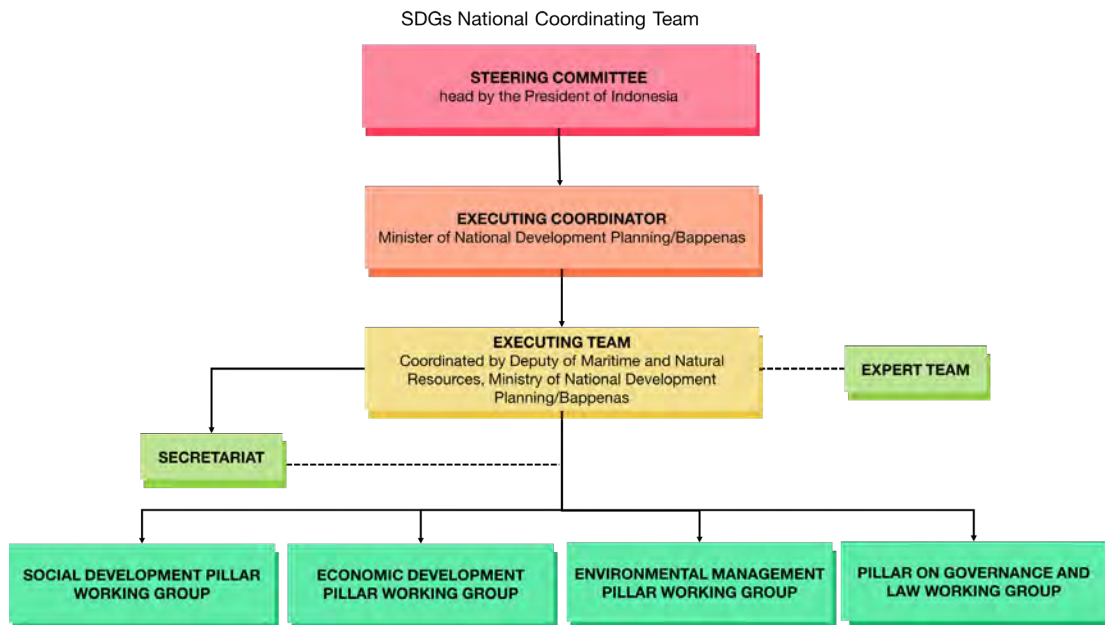


Figure 4 National Coordination Team for Implementation of SDGs in Indonesia

MoNDP / BAPPENAS has worked steadfastly in adapting, adopting and implementing SDGs in Indonesia. One approach is re-interpreting targets and indicators that can be applied in Indonesia's public policies. Currently, there are 17 goals, 94 targets and 319 indicators that are adopted and monitored in Indonesia. Guidance for metadata indicators³

³ As of 2020, the guidance has been published their second edition which refine the relationships between policies and indicators, means of calculations as well as sources of information.

is developed and classified into pillars. In addition, SDGs dashboard is set to show progress on SDGs implementation using statistical data from the Ministry of Finance, Statistics Indonesia, Geospatial Data Centre and other institutions.

4.2 National Coordination Mechanisms

i. Inter-level Coordination and Participation in Implementation of SDGs

Inter-level coordination and participation of local governments in implementing SDGs in Indonesia is partly related to the roles of provincial government as representatives of the national government. MoNDP / BAPPENAS develops guidelines for formulating LAPs, MER and reallocates financial resources that also bind the local level. It is expected that LAPs to be ratified locally and resources from public budget can be dedicated to implementation. Even though LAPs at the provincial level have been mandatory since 2018, until 2021 only 29 out of 34 provinces have LAPs that have been ratified as local regulations. At a district level, formulating LAPs is not mandatory. When guidelines and facilitation from the MoNDP / BAPPENAS reaches this level, it is emphasising on the importance of MER. Municipalities/regencies are expected to fill in matrices provided by the MoNDP/BAPPENAS and submit them to the provinces. Provinces compile the filled matrices to be submitted to MoNDP / BAPPENAS. MoNDP/ Bappenas will produce annual national review of SDGs implementation and use local data as an input for preparing the review (see Figure 5).

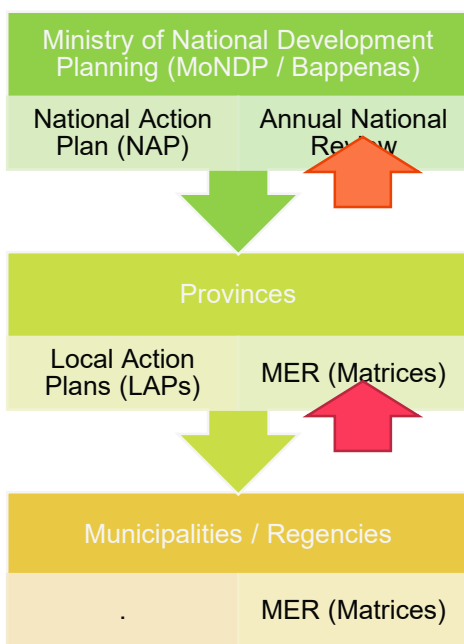


Figure 5 Integration of Plan, Monitoring, Evaluation and Reporting among Government Levels

Source: Adopted from GoI 2017

Direct guidance on autonomy at the local level derives from the Ministry of Home Affairs (MOHA), a different ministry from MoNDP / BAPPENAS. Strategic Environmental Assessments (SEAs) for LMDPs is the entry point to which the SDGs are adopted. Since the regulation was only enacted in 2018, it only affected local governments who held

elections since that year. From 2018 to 2020, there has been 441 local elections held out of 519 or approximately 80% of local governments have been exposed to SDGs implementation through conducting SEAs. The contents of SEAs for LMDPs include selection of SDG targets based on development issues at the local level, projecting SDGs achievement, challenges and how to achieve them. There is also assessment on (statistical) data availability for SDG local indicators. Once they are part of LMDPs, they become a part of Local Annual Working Plans (LAWPs) and translated into Local Annual Budget Allocations (LABAs).

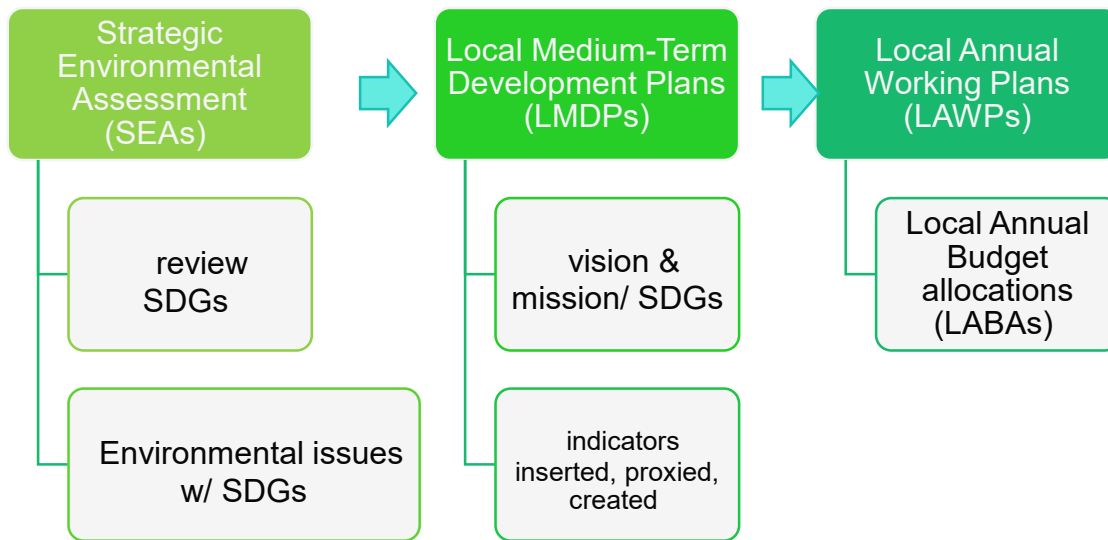


Figure 6 Inclusion of SDGs in SEA, LMDPs, and LAWPs at the Local Level

4.3 Enabling Institutional Environment for Local Governments

A national Act No 23 of 2014 on decentralisation allows for selected authorities given to municipalities/ regencies from the national government and some are to the provincial governments. Partial authority in several sectors such as mining activities, ocean and fisheries, high school education is decentralised to provinces. The national government maintain the authority on managing border regions and housing for low-income groups in addition to the sole purview of national defence, international relations, justice, statistics, fiscal and finance matters, and religions.

Another important law was adopted in 2014, Act No 6 of 2014 on villages' governance and finance. Villages are recognised as self-governing entities and obtain broader authority and resources. Budgets for villages are allocated from direct financial transfer from the National level (Village Fund/*Dana Desa*) and through regencies or municipalities (Village Fund Allocation/*Alokasi Dana Desa*). With such allocations, villages are required to develop their own LMDPs, LAWPs and LABAs.

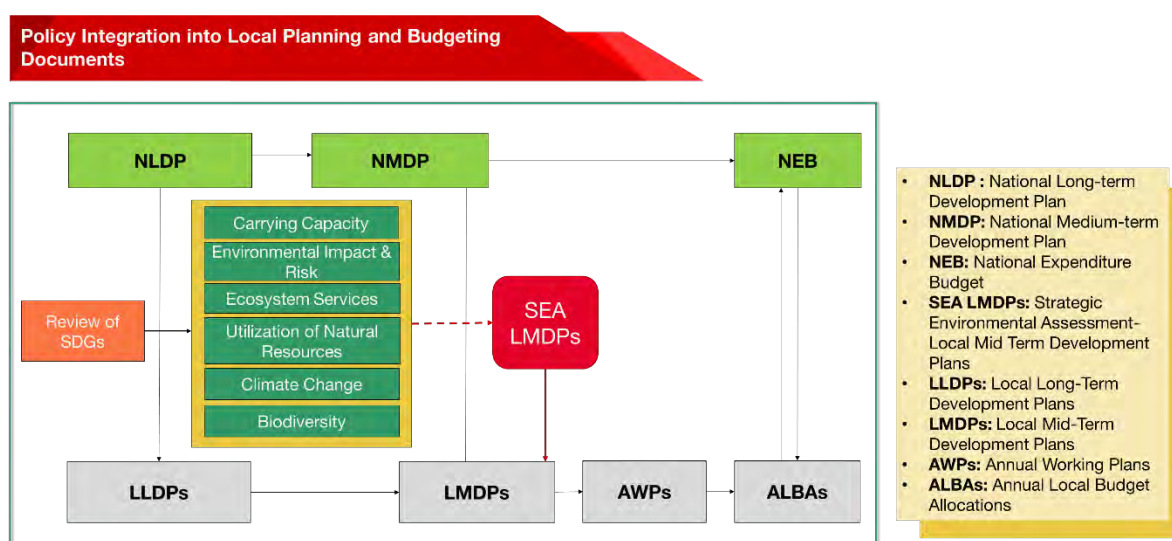
ii. Infusion of SDGs Implementation into Mid-term Local Development Plans

Incorporating SDGs implementation into local development plans (LMPDs) indicates further involvement of MoHA. Since 2018, there are 319 SDGs indicators applied in Indonesia, 308 are under the auspices of the national level, 235 indicators under the provinces, 220 indicators under regencies and 222 indicators under municipalities. MoHA also has

developed performance indicators related to public affairs for each jurisdiction⁴. These performance indicators are part of LMDPs monitoring and evaluation. MoHA recognises that some SDGs indicators are identical with performance indicators.

Once SDGs are incorporated into LMDPs, LMDPs will be translated into draft Local Annual Working Plans (LAWPs) and draft Local Annual Budget Allocation (LABAs). Draft LAWPs and LABAs are brought into consultative process at local parliaments. The local parliament decides on LAWPs and LABAs and enacts them as a Local Regulation, to be implemented the respected budget year (see Figure 7).

At the beginning of 2021, the Local Government Information System (LGIS/SIPD) was introduced as an online system used to compile data and information on programmes/activities from local governments in Indonesia. This allows proposed programmes /activities each year to be monitored and compared with other years.



Through SEA LMDPs, sector policies’ mandate for local regions can be integrated

Figure 7 Infusion of SDGs in local development plans
Source: MOHA Regulation 7 of 2018

Since March 2020, when the COVID 19 pandemic was formally announced, local governments have to promptly deal with crisis. The Act No 2 of 2020 forms as a legal basis to change other regulations designated to expedite resource allocations in response to the COVID 19 pandemic. The regulations allow for adjustment of LAWPs and LABAs without approval from local parliaments. Policies prioritise refocussing of programmes/activities towards social economic protection. Local budgets are redirected toward emergency programmes in health service, job creations, subsidies and grants for low-income families.

Such an anomalous situation results in delaying development programmes/activities set in LMPDs. This leads some local governments to re-examine LMPDs and readjust them.

iii. Local Development Financing

In responding to the broader responsibilities of local governments since Reform Era of 1999, Indonesia development finance is arranged under Act No 22 of 2014. The law stipulates budget types, inter-government transfers that may be deployed to support local

⁴ As set by the Decision of MoHA No 90 of 2019.

governments with low fiscal capacities as well as opens the opportunity for local governments to increase local revenues.

A local budget is arranged in accordance with the process of formulating LAWPs and in parallel with such process at upper levels. Local budget comprises revenues and expenditures. Revenues consist of local revenues and inter-government transfers, while expenditures comprise direct and indirect expenses.

Local-owned revenue is income generated locally while other revenue sourced from transfers and grants. Indirect expenditure is allocated to fund routine allocation while direct budget is the main funding to support development (including SDGs attainment). The following tables and graphs show in general budget allocations at a provincial level divided into revenues and expenditures.

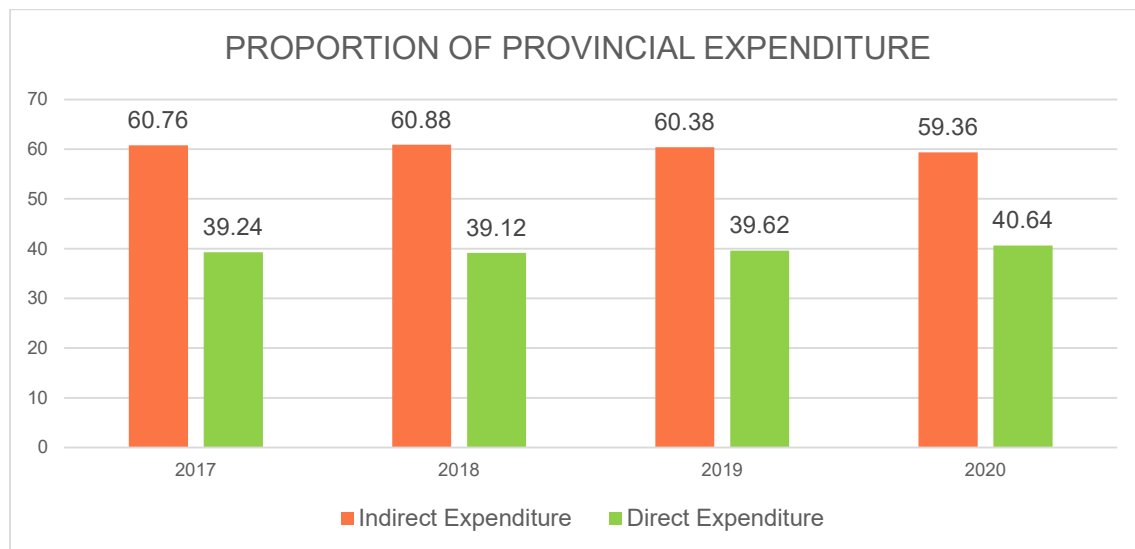


Figure 8 Proportion of Provincial Expenditure

Source: Adopted from BPS 2017-2020

As can be seen from [Figure 8](#), the proportion of direct and indirect expenditure is relatively constant over years. Indirect expenditure accounts for around two third of local government spending. This means most provincial governments still rely heavily on transfers to pay their expenses rather than development activities.

During the COVID 19 Pandemic, government transfer of funding to the local level were constricted. Local governments are asked to initiate local economic recovery especially subsidies to economic enterprises and infrastructure development. The national government offer intergovernmental loans to the local governments. In the year of 2020, around USD 1,4 billion are directed as loans to be received by 22 local governments.



CHAPTER V

LOCAL ACTIONS TO LOCALISING SDGS

Results from questionnaires, FGDs and interviews with local governments of case studies show that most of Local Governments in Indonesia have been aware of the importance of the inclusion of SDGs indicators and targets in their development plans and budgets. However, this report finds that there are variations in terms of SDGs implementation due to local contexts, leadership, and supports received.

5.1 Actions to Create Local Ownership

i. ALAs Position in Promoting SDGs Among Local Stakeholders

Associations of Local Authorities (ALAs) in Indonesia have been actively contributing to promotion, assistance, and providing advocacy supports for local governments in implementing SDGs.

APEKSI as the association facilitating municipalities in Indonesia has been actively involved in SDGs promotion, facilitation, and implementation at a municipal level. It is continuing to support the national government in assisting local governments by conducting regular meetings on promoting, facilitation, monitoring and evaluation of SDGs implementation. APEKSI recognises that limited commitment from provincial governments to facilitate municipalities in SDGs implementation. Nonetheless, there is no specific section in APEKSI for monitoring SDGs achievements at a local level. APEKSI has been actively involved in developing the international network related to SDGs via workshops and study visits.

APPSI as the association facilitating provincial governments works on promoting and strengthening LAPs of SDGs at the initial stage. Data and information are also made available in APPSI. Although APPSI can play a bigger role with the mandatory role in MER on progress of SDGs. This role has been carried out by MoNDP /BAPPENAS in direct communication with each provincial government.

Similar to APPSI, the contribution of ADEKSI is at an initial stage which is to empower its members with awareness of SDGs. The focus of this association is to facilitate communication among local parliament members and connecting with national parliaments, particularly in terms of prioritising programmes/activities, budget allocation and national transfers. ADEKSI focus is to enhance capacity building schemes such as those have been provided by UCLG-ASPAC.

Figure 9 shows different levels of initiatives conducted by ALAs to localising SDGs with their members. There are 3 main initiatives taken in ALAs namely those as requested by members, activities initiated by ALAs organisers and initiatives in form of partnership with other bodies. Surveyed Local Governments mentioned that most of members (66%) request ALAs to organise activities related to SDGs, and more than 50% are initiated by ALAs organisers. More than half of surveyed Local Governments mentioned that there have no initiatives conducted by ALAs in partnership with other bodies.

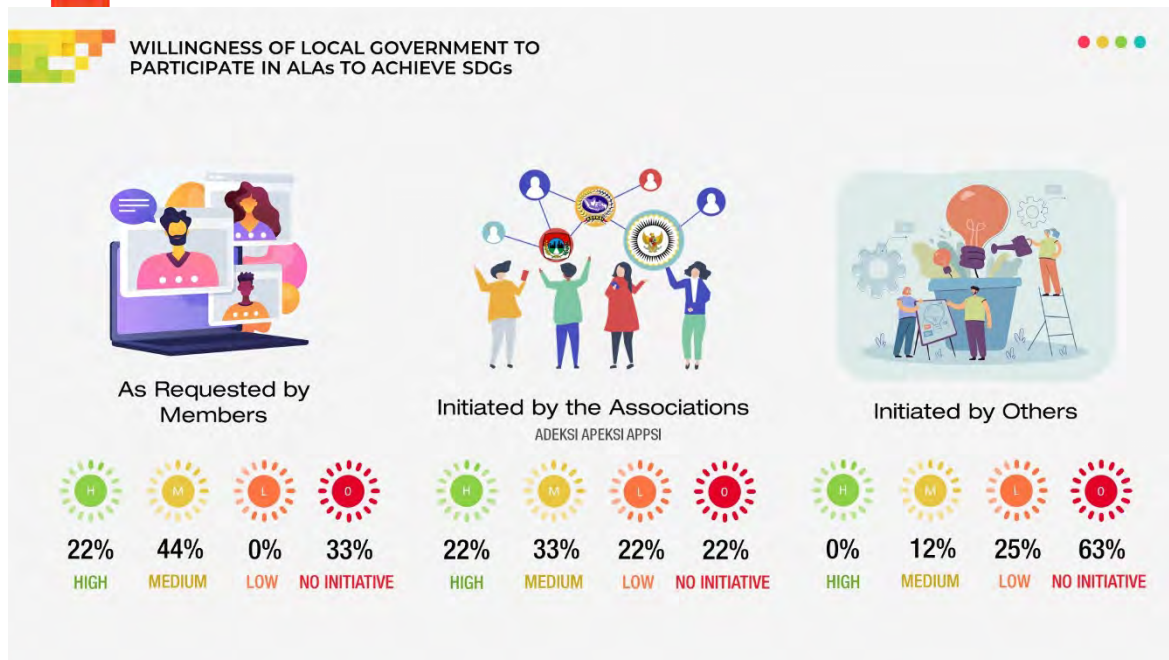


Figure 9 Willingness of Local Government to Participate in ALAs to Achieve SDGs

ii. Status of LAPs

The primary references for provincial governments when it comes to SDGs implementation are LAPs, LMDPs and LABAs. At the provincial level, there are also several levels of efforts related to how LAPs are produced. Literature review and FGDs results show that most of provinces have enacted LAPs into local regulations, except several provinces including Southern Sulawesi, Maluku, North Maluku, Papua, and West Papua. Levels of LAPs at a provincial level are as follows:

- Provinces that have enacted LAPs as local regulations. This is the positions expected at the provincial level. Most of local governments surveyed show that they have enacted LAPs as a development reference as well as formulating SEAs as part of mid-term development plans, such as in Central Java, Gorontalo, Yogyakarta, and Special Capital City of Jakarta;
- Provinces that have ratified LAPs and used as a reference SDGs implementation even when LMDPs are not formulated to include SDGs implementation. In the case studies there are West Sumatra and West Java;
- Provinces that have prepared LAPs documents but include SDGs goals and target in LMDPs and LABAs such as in Papua;
- Provinces that are in the process of aligning LAPs with latest LMDPs (2020-2024 period). These provinces are those who have ratified LAPs, and are in the process of reformulating LMDPs in the year of 2020, either because of Pandemic or an election. The example is Lampung.

At the district level, despite the fact that LAPs for SDGs implementation is not mandatory, there seems to be no shortage of initiatives to produce LAPs. *Self-initiatives* of municipalities / regencies have been driven by the vision set by LMDPs, which emphasises the implementation of SDGs and by local conditions (disaster-prone areas, prevalent poverty, and low level of healthcare service) as expressed in Municipality of Mataram and Regency of Cirebon. *Induced initiatives* are those municipalities/regencies who gains

support from non-state actors, including private sectors such as donor agencies (Municipality of Gorontalo-Province of Gorontalo, Municipality of Bengkulu), other non-state actors (Municipality of Makassar and Municipality of Jayapura). *Initiatives with incentives* are those municipalities/regencies who initiate programmes/activities related to SDGs implementation by gaining incentives from provincial governments such as in Municipality of-Semarang-Central Java and Municipality of Yogyakarta- the province of Yogyakarta. The municipality of Semarang and Municipality of Yogyakarta are among the leading municipalities for the provision of voluntary LAPs and the formulations of SEAs.

iii. Local Budgeting for SDGs Implementation

The budget for SDGs implementation is primarily sourced from intergovernmental transfer represented in local public budget (DAU, DAK and DID). SDGs priorities and details of programmes and activities funded by government budget are expressed in LAWPs, while budget allocations for different goals are prepared in the direct expenditure of LABAs. However, there is a wide spectrum of local governments with regards to their capacities and resources. For example, before COVID 19 pandemic, an analysis by the Indonesian Ministry of Finance shows that local taxes and incomes ratio of Badung Regency in Bali Province was 86%, among the highest in Indonesia, while Mamberamo Tengah of Papua Province only had 0.1%⁵ (Setiadi & Suhartini, 2021).

To offset limitations in public budget allocation, local governments also receive external often non-governmental supports which accelerating SDGs implementation, including in the process of LAPs preparation, technical assistance capacity building, MER preparation and actions on the ground, utilising schemes of multi-stakeholder SDGs initiatives. As can be seen from the previous section, local governments receiving such supports are advanced in SDGs implementation.

iv. Local Governments' Progress of SDGs Implementation

Local governments align SDGs implementation with LMDPs regardless of the availability of LAPs with primary focus on SDGs targets that are relevant to local needs/characteristics. From the case studies observed, it shows that most of local governments view the achievement of SDGs, as per figures below.

⁵ (Setiadi and Suhartini 2021).

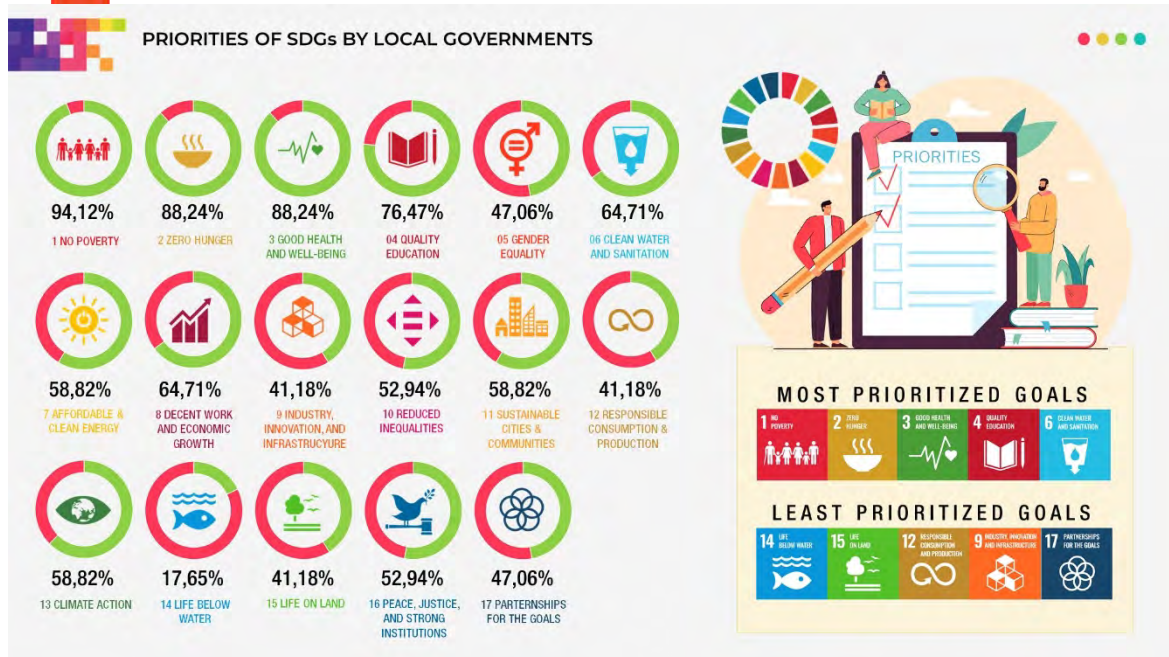


Figure 10 Priority of SDGs of Local Government in General

Figure 10 shows that most of surveyed Local Governments admitted that several basic SDG goals such as Goals 1,2,3,4,6 and 8 remain placed as local government priorities. Other goals including Goals 5,7,9,10,11,12,13,15,16 and 17 which are seen as interconnected or derivative goals located in the later stage of priorities.

There are those who choose to implement all SDGs, and on the other spectrum, those who only choose a few SDGs. Overall, they can be classified into:

- Local governments that implement all SDGs, they are usually well advanced, have more diverse socio-economic conditions and access various sources of funding;
- Local governments that emphasise the achievement of Goals 1, 2, 3, 6, 7, 10, 11, 13 and 16. These are those who emphasise achieving the basic services, often related to their position of Human Development Indexes, but are more sensitive to job creation, inequality, urban environment, industrialization and governance;
- Local governments that focus on Goals 1, 2, 3, 6, 8, and 16, these are ones whose concerns are on basic services as presented in Goals 1,2,3, 6, 8, and governance;
- Local governments that focus on the achievement of Goals 1, 2, and 3. These are those whose Human Development Indexes are still problematic.
- Local governments that remain focused only on Goal 1 (No Poverty). These are those whose development is still emphasising poverty alleviation.

Figure 11 shows key SDGs at local levels in local governments surveyed in this review. These include goals that strongly related to Human Development Index (HDI) achievement such as 1,2,3,8, and 10 as well as goals that geographically contextual to surveyed Local Governments such as 12 and 13. More local governments consider the importance of better governance to implement SDGs as expressed by their preference on goals 16 and 17.

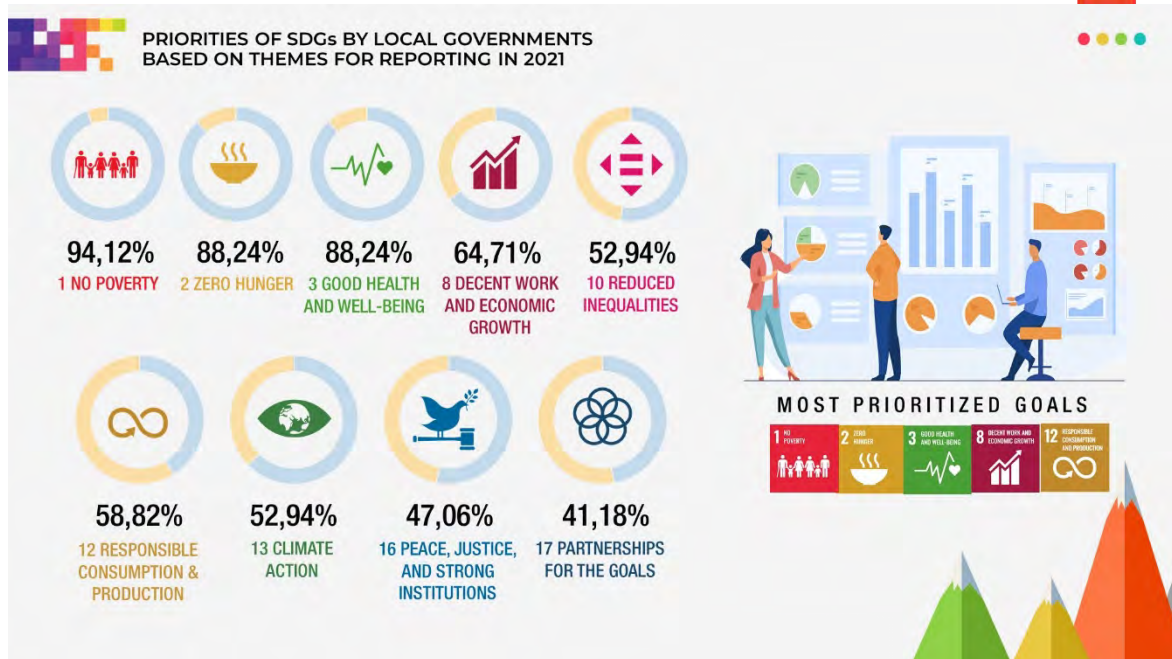


Figure 11 Most Prioritised Goals of SDGs at the Local Level

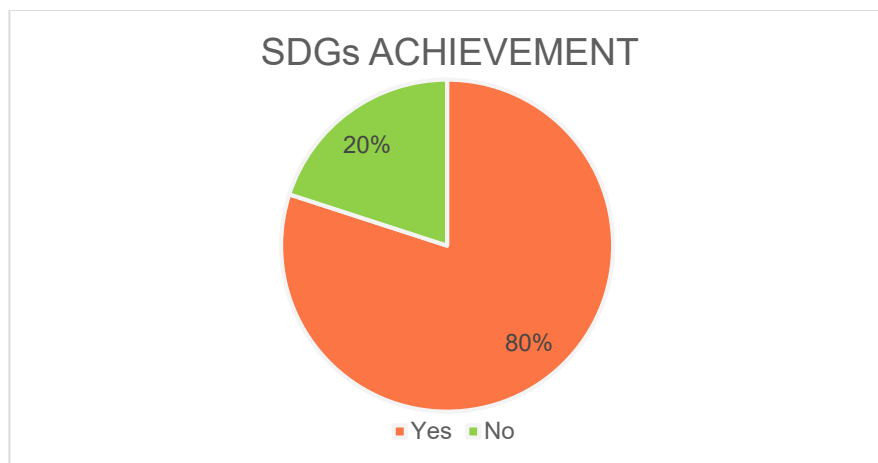


Figure 12 SDGs Achievement

In summary, Figure 12 shows overall SDGs achievement in the case studies, implying 80% of the observed 30 local governments have achieved their targets until 2020. While others had to adjust their targets due to local situations and LAWPs have to be revised as a result of COVID 19 pandemic.

v. Challenges Faced by Local Governments in Integrating SDGs into LAPs

In practice, the preparation of LAPs requires mapping of targets and indicators of SDGs and connecting them with development priorities. Development priorities are found in LMDPs. In several provinces LMDPs were implemented at the time of the issuance of the Presidential Decrees. However, it began more substantially with mapping Missions and Objectives of LMDPs and developing connections with SDGs. For example, the 2015-2019 LMDP of Lampung Province consists of 5 missions and 17 objectives. The 17 objectives in the LMDP are broader than those goals in SDGs. Indicators in SDGs can be targets in

LMDPs, depending on interpretation of each respective sector under which indicators in SDGs are connected. For example, SDG indicator #11.1.1 on proportion of urban population living in slums, squatters and inhabitable housing is a global indicator that is made into three proxied indicators at the national level⁶. The ministries that manage housing and urban settlement have not yet collected such data fitted into proxied indicators. This impacts filling in the indicators at the local level. Some of the global indicators match with performance indicators for LMDPs. Other global indicators are adopted into performance indicators of LMDPs justified by development priorities at the local level.

The difference between local governments that have produced LAPs and those who have not is that in the former the expected achievement of the SDGs is documented. For local governments that have not had LAPs, LMDPs are used as formal documents to indicate indicators and targets in programmes and activities that match with SDGs.

vi. Issues of Coordination Between Municipalities / Regencies and Provincial Governments.

Although the provinces consist of municipalities and regencies, the achievement of SDGs at the provincial level are not only a compilation of indicators from those at the municipalities / regencies level, but also compiled indicators set at the provincial level. In reporting, the provinces present progress at the provincial level as an aggregate from municipalities / regencies, and indicators valid only at the provincial level. In compiling data, there are some issues which are:

1. Municipalities/regencies have their own development priorities, programmes and activities that may not be in line with other municipalities /regencies within a province. Consequently, the SDGs targets and indicators used may differ between municipalities/regencies within one province. Aggregating them has proven to be arduous;
2. Municipalities/regencies have autonomy to choose programmes and activities and use their sources of funding to execute them. This limits the role of provincial governments to coordinate or assist with programmes/activities that benefits the provincial level, and;
3. Provincial government cannot oblige municipalities/regencies to implement targets and indicators set by the provincial government, unless there are incentives transferred from the provinces.

i. Multi-stakeholders' Contributions to Localising SDGs

Multistakeholder involvement emerges in many formats, from science and technological innovation, provision of public services, digitalization, gathering feedback, providing information, developing partnership in decision making process and in the final decision-making process. For local governments, such involvement contributes to financial and technical assistance, inter-level government coordination, and enhancing local initiatives.

⁶ The three proxied indicators are: 11.1.1 (a) proportion of households who have access to habitable and affordable housing; 11.1.1 (b) a number of metropolitan areas who have followed the standards of urban services; 11.1.1 (c) a number of medium cities and new towns that have followed the standards of urban services (MoNDP Bappenas, Summary of Metadata Indicators, 2017). On the second edition of Guidance on Metadata indicators, it is only indicator 11.1.1.(a) that have been interpreted based on sectoral policies (MoNDP Bappenas, SDGs Bappenas, 2020).

The contribution of multistakeholder in localising SDGs involves several steps: a) planning visions and mission; b) mapping and adopting indicators; c) deriving SDGs into Local Mid Term Development Plans (LMDPs); d) monitoring and data collection, and; e) reporting (GTFRLG, UN Habitat, & UNDP, 2016). Involvement of local stakeholders in localising SDGs shows up in most of case studies and surveys, as can be seen in Figure 13. Surveyed Local Governments mentioned that local stakeholders are highly involved in the stage of planning programs and projects (78%), mapping and adopting indicators (67%) as well as deriving SDGs in LMDP (67%). In term of monitoring, data collection and reporting, local stakeholder’s involvement are considered less by surveyed Local Governments with approximately 56% reporting medium involvement.

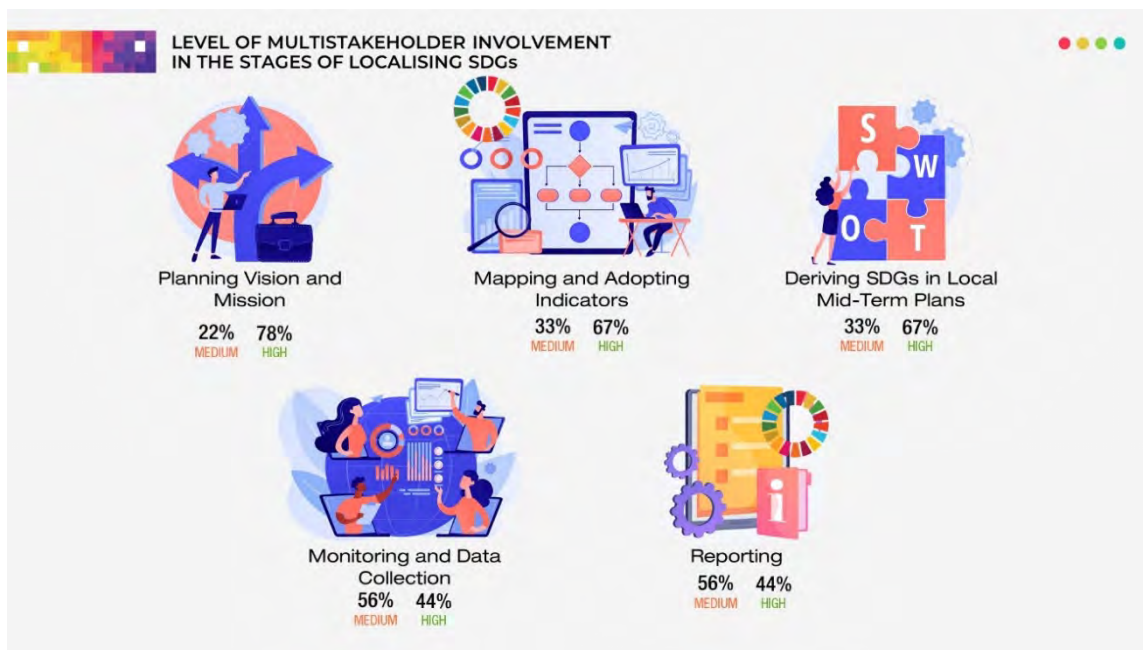


Figure 13 Level of Multistakeholder Involvement in the Stages of Localising SDGs

This review also measures multistakeholder involvement in decision making processes of SDGs attainment. As presented in Figure 14, multistakeholder involvement ranges from medium to high, with low level involvement in providing information and final decision-making in a few local governments. In general, multistakeholder involvement is considered at a medium level. A strong involvement is mentioned in the process of gathering feedback, partnership in localising SDGs and partnership in decision making process. This implies that at a local level, good communication and cooperation has been developed to attain SDGs.

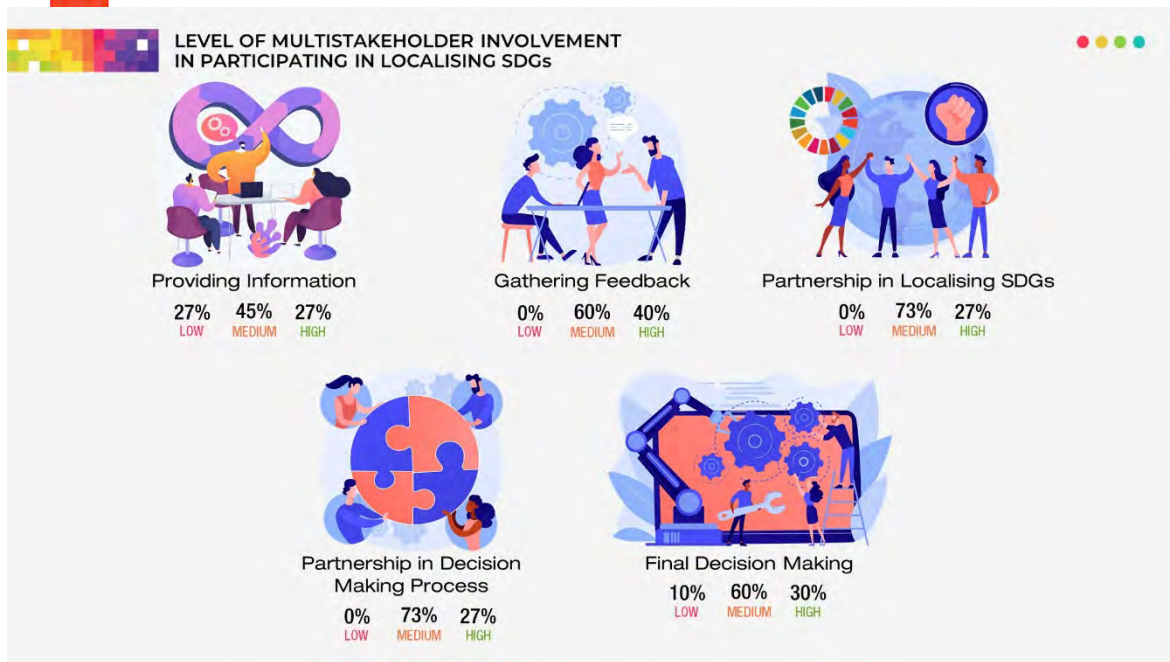


Figure 14 Level of Multistakeholder Involvement in Participating in Localising SDGs

5.2 Local Actions in Relation to the COVID 19 Pandemic & SDG Attainment

Figure 15 represents local government’s responses related to the pandemic in general and in relation to SDGs attainment. More than half surveyed LGs mentioned that they have taken steps to refocus development projects and budget reallocation to address the COVID 19 Pandemic situation. Only 44% of surveyed LGs have repositioned SDGs targets. Budget reallocation is the most immediate action taken to anticipate the pandemic impacts, aiming at providing direct financial support for most vulnerable residents. While refocusing development vision and missions is least often taken by local governments considering their longer impacts to local development outputs and outcomes.

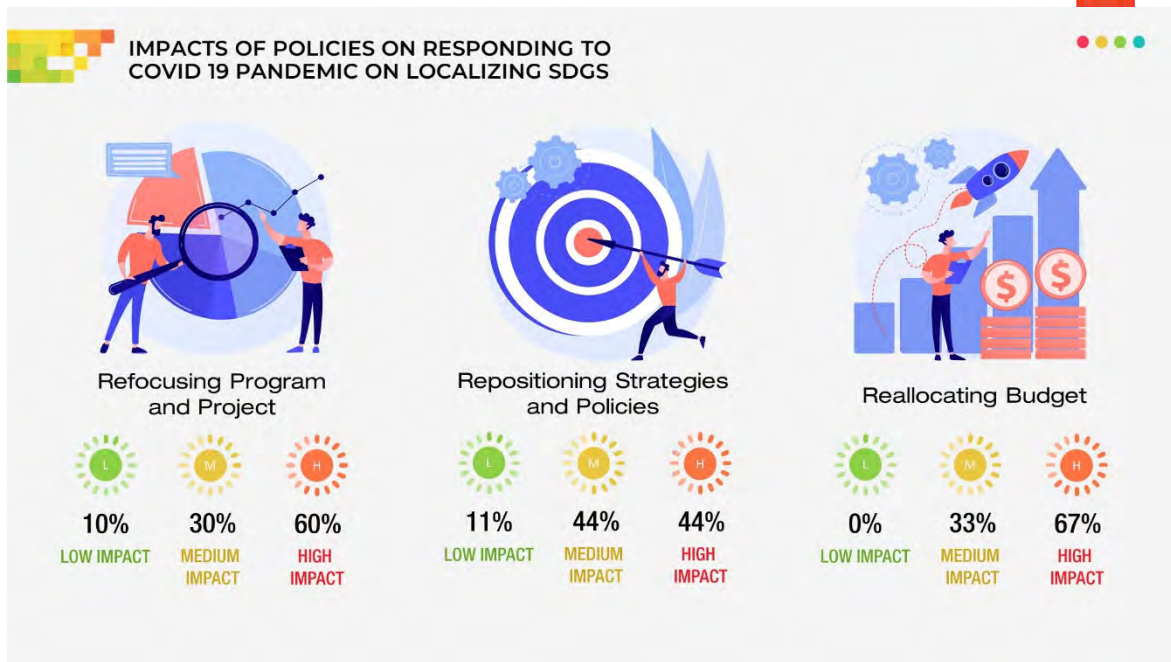


Figure 15 Impacts of Policies on Responding to the COVID 19 Pandemic on Localising SDGs

Steps to repositioning SDGs targets follow budget reallocation as several goals such as Goal 1 (no poverty), 2 (zero hunger), 3 (health), 4 (quality education) and 8 (decent work and economic growth) are prioritised from others (see Figure 16). Meanwhile, other goals are repositioned to secondary priorities including goals 11 and 12. Several local governments place Goal 14 (life below water) as the lowest priority and not a priority during the pandemic. Moreover, goal 14 is no longer considered under the jurisdiction of municipalities/ regencies.

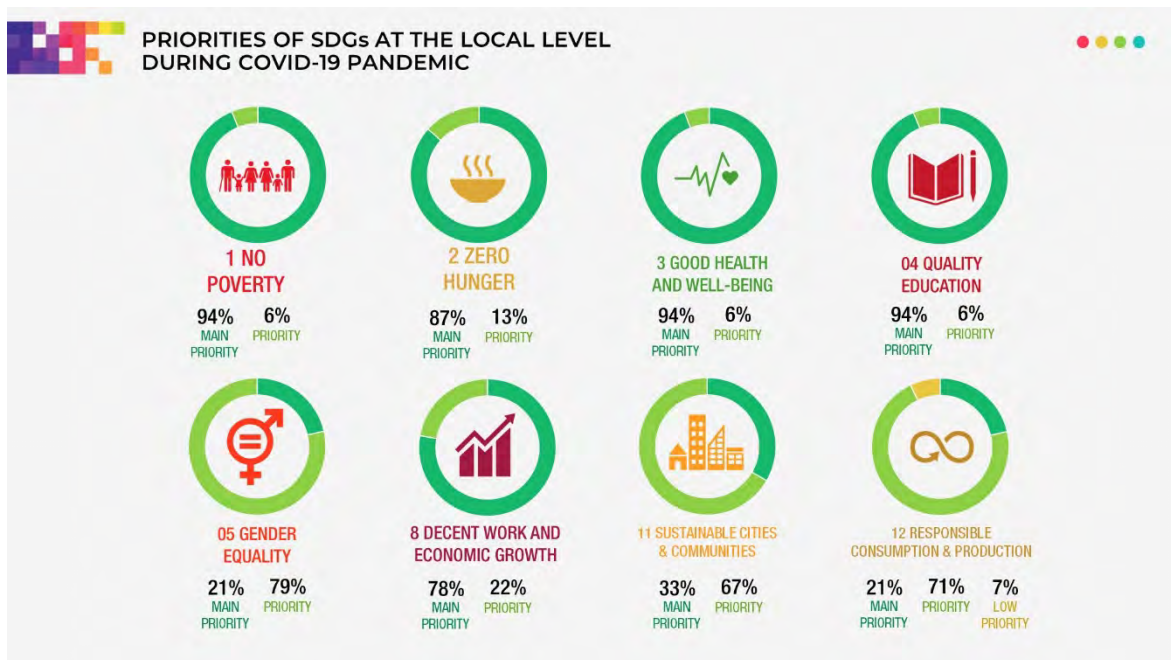


Figure 16 Priorities of SDGs at the Local Level During the COVID 19 Pandemic

i. Refocusing Programmes / Activities at the Local Level

All case studies in this review show that local governments have refocused their programmes to be aligned and budget allocations to the COVID 19 pandemic related programmes such as Health and support schemes for Micro, Small and Medium Enterprises (MSMEs). The followings are several best practices related to refocusing programmes at the local level to address the impact of the COVID 19 pandemic.

a. Refocusing with External Supports (Municipality of Semarang, Provinces of Gorontalo)

Among cities/regencies/provinces that have refocused their programmes and reallocated budget responding to the COVID 19, Semarang municipality and Gorontalo Provinces are two examples that received external supports. In Semarang municipality, aside from programmes refocusing on the health sector, it has prioritised its businesses for the economic recovery, specifically for 1,538 MSMEs to survive and support economic development. Besides the reallocation of budget from provincial government, the Municipality of Semarang also receives aids from national government in the form of economic growth stimulus for debtors and tax facilities.

Gorontalo province is another example that received external supports in refocussing their programmes/activities. Priorities in Gorontalo Province due to the COVID 19 pandemic are issues of poverty, health, economy, and inequality. As a form of support, private sector and the national government have given aid for the social assistance program. The aids from national government are Direct Cash Assistance (BLT) from the Indonesian Ministry of Social Affairs for 60,000 residents, as well as Food Subsidy Assistance (BSP) for 78,000 residents.

b. Self-initiative (Makassar, Mataram)

Municipalities of Makassar and Mataram are two examples that have engaged in self-directed initiatives in response to programme refocusing and budget reallocation. Makassar municipality has established a self-initiative program called “Makassar Recover” to counter challenges of the COVID 19 pandemic. Makassar Recover program is implemented in three sub-programmes. The first is the strengthening of community immunity, the second social adaptation and the third the economic recovery. Three sub-programmes are carried out through various stages, 11 methods for strengthening immunity, nine methods for social adaptation, and six methods for economic recovery. To actualize these approximately IDR 370 billion is to be reallocated. Besides Makassar, Mataram has reallocated its program to prioritise the COVID 19 pandemic emergency. The municipality of Mataram has applied neighborhood based COVID 19 handling to better control the spread of the virus. The municipality of Mataram reallocates approximately IDR 165 billion for programmes with focus on health and economic sectors in 2021.

ii. Implication on Public Budgeting

In response to the COVID 19 pandemic, all case studies show that public budget has been reallocated to COVID 19 related programmes in 2020, including budget cut on sectors that

do not directly connect to pandemic relief such as major infrastructure and supportive budget.

In detail, **Figure 17** explains different challenges experienced by surveyed Local Governments in localising SDGs. Approximately 90% of the surveyed local governments had to repositioning their priorities, followed by those that experienced lack of funding (64%) and lack of human resources (50%). At second layer, challenges include lack of inter-tier department coordination (79%), lack of inter-department coordination (64%), lack of partnership with NSAs (57%) and lack of information/guidelines (46%). The same proportion of surveyed local governments mentioned lack of facilities as their challenges are at high and medium levels.

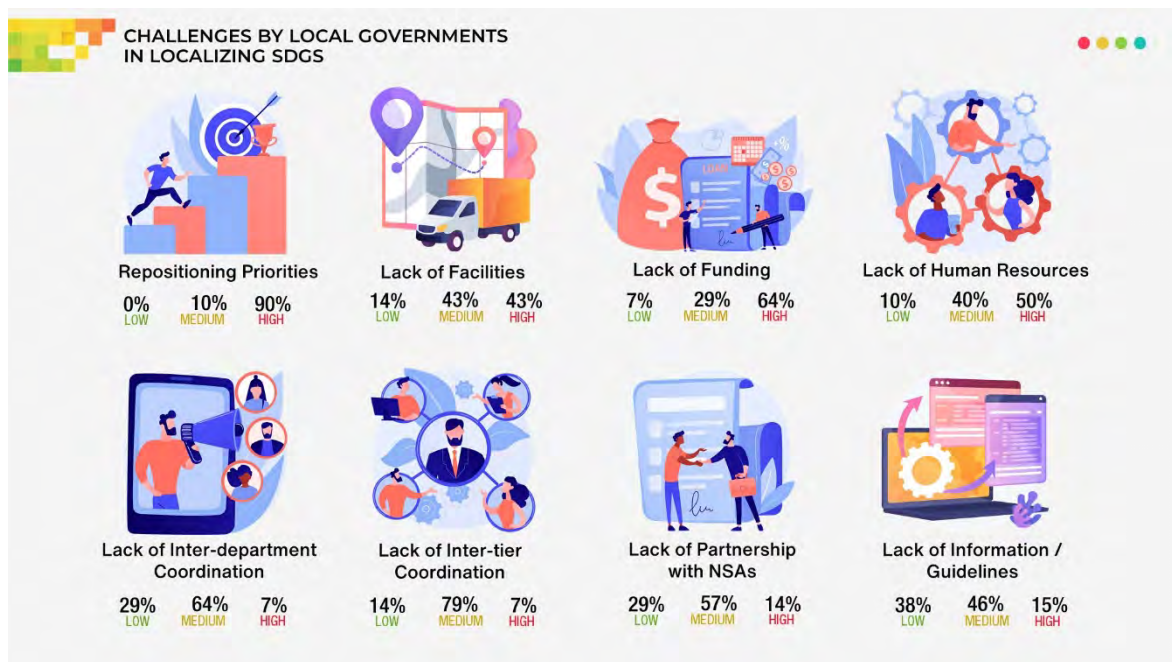


Figure 17 Challenges by Local Governments in Localising SDGs

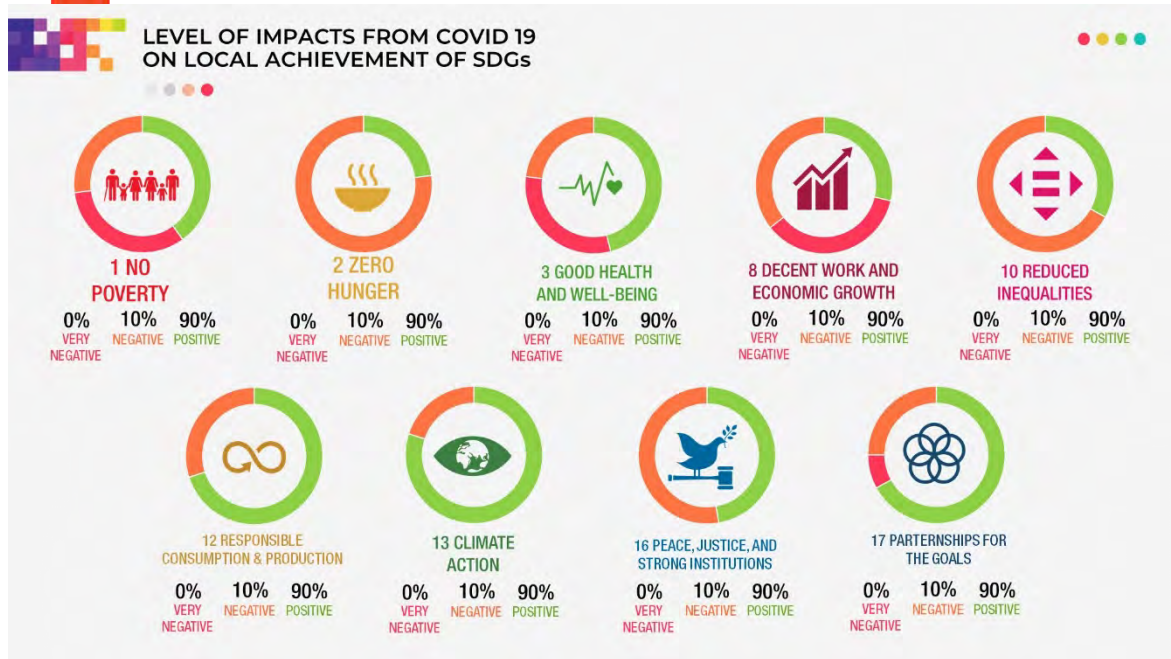


Figure 18 Level of Impacts from COVID 19 on Local Achievement of SDGs

Because of the adjustment made in response to the COVID 19 pandemic, local governments perceives that Goals within SDGs can still be achieved (see Figure 18). It is not that SDGs are set high, but the local governments this there are still time to reach the expectation set through SDGs.

CHAPTER VI

MEANS OF IMPLEMENTATION

This chapter comprises supporting policies and resources from, including the municipalities and regencies, provincial, and national governments, as well as non-state actors. Implementation of monitoring, evaluation and reporting will also be discussed both at the municipalities/regencies and provincial levels.

6.1 Supporting Policies and Resources to Local Governments

Financing for the implementation of SDGs in Indonesia requires resources, especially to reduce the gap between financial needs and the available funds to support development with an orientation to achieve the SDGs. The Ministry of Finance of Indonesia launches SDG Indonesia One, a platform for Infrastructure development financing that facilitates various stakeholders' participation through a combination of various financing instruments⁷. The instruments are a product of blended finance, between Islamic based finance and local finance.

Other support from local governments in SDGs Implementation is the formation of coordination teams or special organisations for implementation of SDGs such as in the regencies of East Lampung and Trenggalek. Coordination teams are usually ad hoc especially in the formulation of LAPs and hopefully in MER. Once LAPs are formulated, they are incorporated into the available bureaucratic structure within local governments.

Another important initiative that the government of Indonesia has created is One Data Indonesia (ODI)⁸. This initiative aims to connect data from various sources such as from BPS (Statistics Indonesia), BIG (geodetic maps), data across ministries, as well as local governments to represent statistical and basic data at each administrative area. ODI sounds comprehensive and achieve many shortcomings in data availability, but it turns into a huge task at the local level since various types of data and information useful at the local level has to be presented meticulously.

As parts of the commitment toward single data sources, BPS is currently displaying data on SDG achievement⁹. They also provide baseline data for several indicators that are in line with their current data such as those on poverty levels. Several local BPS offices also provide statistics on SDG attainment, either covering all goals or exploring specific goals according to local focus¹⁰. BPS in several municipalities and regencies have developed SDGs apps for easier access as shown in [Figure 19](#).

⁷ Financing instruments for SDGs achievement can be in a form of *zakat* for SDGs, CSRs, crowdfunding, or waqf blockchain, digital zakat, green climate fund partnership, green bond, entrepreneur accelerator, start up incubation, social impact bonds/thematic trust bond, innovative finance, Islamic finance.

⁸ <https://data.go.id>

⁹ <https://www.bps.go.id/publication/2020/12/17/7a6c6ad8f95681d0050e7d89/indikator-tujuan-pembangunan-berkelanjutan--tpb--indonesia-2020.html>, accessed May, 20, 2021

¹⁰ For examples: <https://sulut.bps.go.id/publication/2020/12/28/b988f6bf6b6840325cca60a5/indikator-tujuan-pembangunan-berkelanjutan--tpb--sulawesi-utara-2020.html>, accessed May 20, 2021; <https://pesselkab.bps.go.id/publication/2019/11/06/4f6bd0593e58f98753df3dd0/indikator-tujuan-pembangunan-berkelanjutan-kabupaten-pesisir-selatan-2018.html>, accessed May 20, 2021.




Figure 19 Portal of Local Statistical Office on SDGs implementation in Pati Regency

A progressive action has been taken by Ministry of Villages, Development of Disadvantaged Regions and Transmigration in developing SDGs database at a village level. The Ministry has adapted SDGs framework and launched SDGs for Villages (*SDGs Desa*) commencing in 2020. Specifically, SDGs for Villages adds one more goal, which is about dynamic village governance and adaptive village culture. SDGs for Villages now has 18 goals. The commencement of such SDGs is aimed at refocusing programmes /activities whose funding has been available as Village Fund towards SDGs attainment. In relation to this, digital portals have been developed in 2021 to manage data, programmes / activities as well as progress in achieving SDG goals at a village level (see Figure 20). At this time, the portal has not connected to other portals such as national SDGs dashboard and local government portals of SIPD.



Figure 20 Portals of SDGs Desa Providing High Access for All Media Users to be Updated with SDGs Attainment

6.2 Supporting Policies and Resources from the Provincial Government

Policy and resource support provided to local governments varies widely. The general platform applied in the provincial-local government relationship is the coordination, synchronisation, and reporting system. For example, in the provinces of East Kalimantan, Gorontalo, Yogyakarta, and Lampung a coordination process was carried out with regencies and municipalities in the preparation of the LMDPs.

While LAPs are a reference for the provinces, LAPs at the provincial level are not a reference for municipalities/regencies. Even after being ratified, a LAP is referred to by agencies only within the provincial government. Its programmes/activities at the provincial level can be totally separated from those executed at the municipalities/regencies. Within their jurisdictions, for example, the issues of solid waste disposal system handled at the provincial level will be different from those at the municipalities or regencies.

6.3 Supporting Policies and Resources from the National Government

The national government provides supporting policy in achieving SDGs which is a part of several legal documents. In addition to policy to support the implementation of SDGs, the central government also facilitates various activities, such as screening and technical assistance. Several related activities that have been carried out include the facilitation of the preparation of the LAPs and training on monitoring, evaluation, and reporting on the implementation of the SDGs at the local level.

Apart from number of supports provided by the national government, local governments perceived that there were difficulties in implementing some regulations related to SDGs. Some regulations were declared as uncoordinated or not well integrated. Specifically, regarding the SEAs, the local government stated that many indicators were standardised and implemented by pillars but were difficult to include in the indicators set out in the preparation of the SEAs for LMDPs.

As a part of global development agenda, SDGs implementation in Indonesia has been continuously aligned with policies and strategies at the national level as well as local level. SDGs Agenda is one of the most comprehensive efforts towards development that shares common interests at the international level. There are other specific development agenda warrants attentions for policy alignments, that find its implication at the local level. New Urban Agenda (NUA) 2016-2036 that promotes sustainable urbanisation, is another

development agenda, set by UN Habitat. This is in response to increasing proportion of population residing in urban areas in many parts of the world, including Indonesia where about 55% of the population lives in urban areas, and this will increase to 65% by 2030. Urbanization movement from rural to urban, between islands, from peri urban to urban have created a neural network facilitating transfer of wealth and knowledge. The Government of Indonesia has been working in facilitating NUA into the current format. It formulates National Urban Policy (NUP) 2015-2045 that would press out strategies and policies for urban development. NUP, however, has not been explicitly aligned with SDG implementation. Currently, it relies specifically on SDG 11 whose indicators are not easy to fulfil where several proxy indicators remain inexecutable. The urban dimension of SDGs has not been explored although this would potentially benefit efficient resource allocations by local governments. Furthermore, even when MoHA is proposing regulation on Urban Management that would allow local governments to engage in managing urbanisation, it finds a slow response in enacting it. At this point, municipalities and regencies are not equipped with latest instruments and tools to deal with their increasing urbanization trends.

Another global aspect that gains tractions is issues related to climate change that increasingly erode investments on many fronts. Indonesia is one of the signatories of Paris Agreement 2015-2030 that agree to maintain increasing temperature below 2°C. Starting in 2021, National Determined Contributions (NDCs) will be implemented where each signatory will report on their progress. Currently, aside from developing its indicators and targets, NDCs are also integrating their targets and indicators into SDGs implementation. The concept of NDCs and its implementation remains the affairs at the National level. At the local level, climate adaptation projects are executed with supports from donor agencies and as located in several areas such as in West Nusa Tenggara, Semarang municipality, and Jakarta. The concept of connecting climate change adaptation and SDGs is starting to be explored by local governments such as the Province of Bengkulu.

6.4 Supporting Policies and Resources for Local Parliaments

Participation and contribution of local parliaments in localising SDGs is recognised as essential especially to develop rapports of legitimation and accountability in infusing SDGs into LMDPs and LABAs. While at the national level, parliaments are active to establish working task force to deal with SDGs for selecting draft legislations that connect to SDGs, and in diplomacy at the international levels; such arrangements do not exist at the local level. Local parliaments rely on peer learning or personal learning in order to recognise and integrate SDGs into public decision making. For members who obtain SDG knowledge, they utilise it to persuade for specific SDG related programs to be implemented. They are also engaged in dialogues on prioritising programs related to SDGs.

Overall, unlike at the national level, consideration of SDGs implementation is not intentionally exercised when selecting draft legislations to be enacted. Many draft regulations have to be discussed at the local parliaments for them to set in a local priority list¹¹. Given the opportunity to engage in learning about SDGs, ADEKSI expresses the needs to develop further engagement in creating awareness among members, learning

¹¹ The so-called Local Draft Regulation Priority List is a priority list on a particular fiscal year that these draft regulations have to be ratified.

about SDGs to be applied as goals for sustainable development, and as tools for monitoring and evaluation the result of local development.

6.5 Supporting Policies and Resources from Non-State Actors

Non-state actors, such as the private sector, NGOs, universities, international agencies are also involved in providing resources for the implementing SDGs. The forms of contributions of these parties include special programmes funded by these parties, technical assistance and financial assistance, and information dissemination. Higher education provides support in the form of knowledge management, resource persons in planning, research, community service, training, and student community services (KKN). Currently there are about 20 SDG centres established in universities in Indonesia that can support implementation of SDGs in their respective regions.

Various programmes and activities however are initiated by NSAs with the supports of the local governments. Some examples of support from non-state actors can be seen in the table below.

Table 1 Support from Non-State Actors

District	Programmes
Regency of East Lampung	Development of organic farming, special savings and loan for women's groups, development of waste banks (by women) ¹²
Municipality of Yogyakarta	cooperation between municipality and NGOs about inclusiveness such as SABDA, HI, HIVOS, ICLD
Municipality of Bandung	Corporate Social Responsibility (CSR) in the field of social and cultural affairs related to gender equality, children-friendly cities, stunting, healthy cities, proper sanitation, and infrastructure ¹³ .
Regency of Trenggalek	GERTAK ¹⁴ program as a complaint post for the poor (not only for poverty from an economic perspective, but also for health, etc.); capacity building for women, children, and disabilities, in collaboration with an NGO (KOMPAK); program for vulnerable communities involving NGOs (KOMPAK); improving the economy of the community in cooperation with NGOs (US-AID) during the last 3 periods; handling violence against children with UNICEF; stunting management in collaboration with UNICEF and Udayana University ¹⁵ .

Source: Analysis, 2021

6.6 Implementation of Monitoring, Evaluation and Reporting at the District Level

Based on the results of the questionnaires, it can be concluded that all municipalities and regencies, carry out monitoring on progress on indicators' achievement. However, this work

¹² <http://lampungtimurkab.go.id/read/1087/program-inovasi-desa-penerapan-pertanian-organik-untuk-optimalkan-potensi-desa>

¹³ <https://humas.bandung.go.id/layanan/odf-100-cegah-stunting>

¹⁴ <https://gertakonline.trenggalekkab.go.id>

¹⁵ <https://manajemenrumahsakit.net/2020/02/reportase-webinar-bagaimana-faktor-sosial-ekonomi-dan-ketidaksetaraan-mempengaruhi-stunting-di-indonesia/>

varies. For example, in East Lampung regency, this monitoring process was not carried out as a separate effort, given their limited resources.

The monitoring process is generally carried out based on the analysis of SDGs achievement periodically. Based on this report, adjustments to targets or changes in indicators can be made if needed. The results of monitoring are used as feedback to improve the mechanism for achieving SDGs. Regarding the SDGs achievement report, all municipalities/regencies that filled out the questionnaire stated that there were SDGs achievement reports which were done annually in nature. The form of reports varies from reports on LABAs. Reports with special formats are provided by the provincial government (Municipality of Yogyakarta and the province of Yogyakarta¹⁶). In addition, several municipalities and regencies have specific portals for reporting (Municipality of Yogyakarta, West Lampung, and West Nusa Tenggara¹⁷).

6.7 Implementation of Monitoring, Evaluation and Reporting at the Provincial Level

Like municipalities and regencies, provincial governments stated that they had monitored the achievement of the SDGs. The monitoring process is carried out regularly either annually or every 6 months (Jakarta)¹⁸, or quarterly (Papua)¹⁹. Based on this report, adjustments were made to targets and indicators as feedback on indicator achievement. In West Java Province the monitoring results are used as feedback for the LAWPs review for the following year. In some provincial governments, web portals were created to monitor the achievements of SDGs.

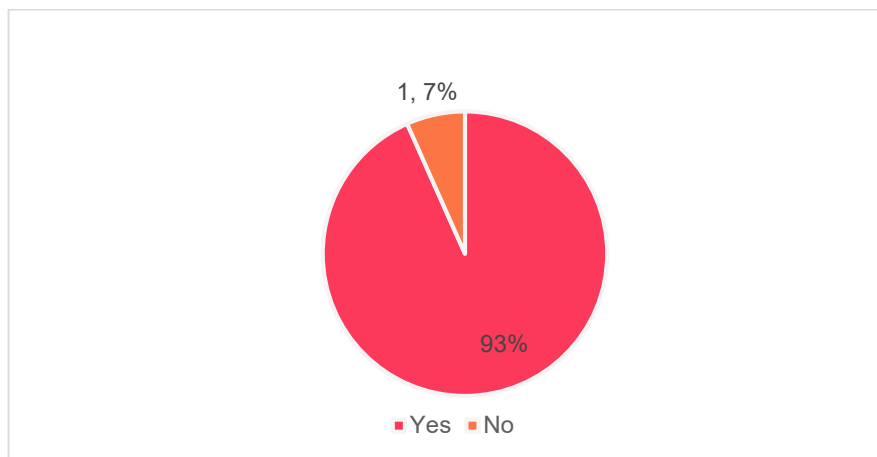


Figure 21 Local Governments with Monitoring, Evaluation and Reporting (MER) Activities
Source: Analysis Result, 2021

Figure 20 Portals of SDGs Desa Providing High Access for All Media Users to be Updated with SDGs Attainment show that the majority of local governments surveyed have conducted monitoring and evaluation, run either concurrently with the process of regular development MER or MER for SDGs. Figure 21 explains further the use of MER activities

¹⁶ <http://bappeda.jogjaprov.go.id/dataku/sdgs>

¹⁷ <https://sdgs.bappeda.ntbprov.go.id>

¹⁸ <https://monevsdgs.klakklik.id>

¹⁹ Interview with stakeholders.

for ongoing improvement in implementing SDGs. As surveyed, local governments in the case studies state that they use MER results as feedback for improving future plans.

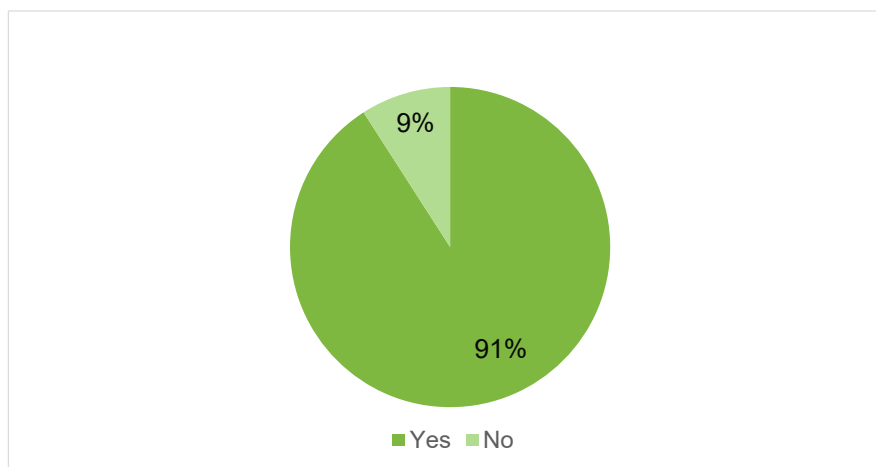


Figure 22 Local Governments Using Monitoring, Evaluation and Reporting (MER) as Feedback

Source: Analysis Result, 2021

Municipalities of Mataram and Yogyakarta are two examples of Local Governments that have utilised SDGs as part of the results of their monitoring and evaluation to LMDPs and LAWPs²⁰.

²⁰ Interviews with stakeholders, 2021.

CHAPTER VII

CONCLUSION AND THE NEXT STEPS

As the formal strategy of implementing SDGs, the government of Indonesia has incorporated local governments (LGs) in planning, designing, initiating dialogue, and executing SDGs' programmes/activities in local development agenda. With varied capacity and resource mobilization, LGs are aware and make reference to SDGs implementation in varying degrees. For LGs with limited resources, the awareness on SDGs has been minimal or non-existent, even if local governments at all levels should contribute to monitoring, evaluation, and reporting (MER) on progress of SDGs.

Models prepared for MER, in the forms of matrices, have to be filled manually. This requires extra labour from the governments at various levels, including national, for data compilation. Yet the compilation of data is not made public or relate back to LGs. It is also unclear how much of the data collected in these matrices are reflected in the national level reporting. It is doubtful that the matrices filled by the LGs are used to measure progress on SDGs set by Local Action Plans (LAPs). Many LGs do not make their LAPs readily available to the public.

With the enactment of Local Mid Term Development plans (LMDPs) that contain SDGs implementation, involvement of local parliaments through ratification of LMDPs has been essential in legitimation of SDGs and public resource allocation. This does not erase the existence of LAPs as they are dedicated towards various targets and indicators that are not prioritized and stated by LMDPs.

Enabling the institutional environment has allowed for increased participation of local governments in assessing and incorporating SDGs into LAPs and LMDPs and into programmes / activities. While it relatively is straightforward to ask for formulating LAPs at the provincial level, it is not at the municipalities/regencies. Relationships between the national governments and municipalities/regencies, as well as between the provinces and municipalities/regencies are not top down, but more coordinative. At the national level, MoHA and Ministry of Villages are intermediaries that adopt and accommodate continual interpretation of SDGs to the local level. The roles of sectoral ministries such as health, education, infrastructure, employment, tourism are increasingly significant, as their policy directives provides guidance and their resource sharing (DAK) allows each to assist with implementation at the local level. The top-down relationship is found in intergovernmental budgeting system. The realization of SDGs implementation through LMDPs is inputs as municipalities/regencies initiate LAPs. The existence of voluntary LAPs at municipalities/regencies, though still rare, give room to recognise local initiatives, open dialogues with various non state actors, and help mobilize more resources. Once they recognize the importance of SDGs, more initiatives come at the local level. At the provincial level, those who already have LAPs even propose to reformulate a newer version in response to election results, or to the COVID 19 pandemic. Such initiatives and participation in SDGs implementation cannot be separated from the role of political leaderships, either by the head of governments or local parliament members that can push the agenda, engage

capacity building, and the mobilization of non-state actors. Political leaders are the ones who inspire many actors to pursue SDGs achievement.

With limited resources available at the local level, efforts to mobilize participation of local non state actors have been modest and less widespread. In less populated islands, local non-state actors involvement in government affairs is limited and thus, many are not expected to initiate SDGs implementation. Participation however comes from state owned companies, the private sector or donor agencies who have interests in specific territories. For example, the participation of a branch of State Electricity Company in Bengkulu city.

Effective leadership of local governments as champions of SDGs implementation in their respective administrations is also a result of multi-level interaction among governments. Horizontal collaboration between municipalities and/or regencies expands the impact of programs/ activities related to SDG implementation. For example, cooperation between local governments in the management of clean water sources, or of final waste disposal have not been explored as supportive to SDGs. It should be best practices and resource sharing also makes implementation more efficient, effective, impactful and participative. Vertical collaboration between provincial and municipalities / regencies can also attest to policy coherence and its implementation. This is an arena that needs to get more attention and evaluation.

The COVID 19 pandemic creates stress on the availability of resources at the local level, including government transfer. Guidance from the national governments allows for refocusing programmes/ activities at the local level followed by reallocating public budgets. This leads to a concentration of programmes in health, grants to the poor, supports to MSMEs, and job creation. Such focuses often result in repositioning strategies and policies in order to accommodate for pandemic recovery. Therefore, Goals #1 (no poverty), #2 (no hunger), #3 (health) are prioritized. However, government transfer limits the possibility to engage in a longer-term recovery, as SDGs implementation must be postponed or even cancelled as pandemic recovery goals are prioritized. Local governments view that recovery can be speedy and that more normal conditions will soon materialize.

MER in SDGs implementation has been the longer and harder task to fulfil. **Indicators from SDGs sometimes are not in line with indicators set in local plans.** This leads to special efforts made to fulfil the indicators of SDGs. Some local governments do not have human resources dedicated to such activities. Many still lack of knowledge to engage in MER. This is particularly concerning as MER should inform local policies or strategies employed for specific indicators. MER are often filled manually, not computer driven which makes the assignment more daunting. Even though some provinces have invented 'tagging' in their local digital information system to indicators that relates to SDGs, this has not been adopted nationally.

Availability of data and information provided by BPS or Statistics Indonesia on SDG implementation has not been widely available and or regularly updated. This means local governments continue to provide their own data and information. Some are reluctant to publish it widely. Progress on SDGs measured by statistical data (hard evidence) is viewed as a major feature in reporting. Indonesia like many developing nations is still processing representation of progress through statistical data. Weak statistical representation at the local level has made it harder to measure progress as expected by the national

government. Efforts should be made to improve statistical capability at the local level. Overall, representation of progress using soft evidence such as narrations and best practices is more persuasive when combined with hard evidence.

Paths taken by each local government in implementing SDGs have been varied. Every local government responds to the problems following its own context. But many inventions and innovation are recorded as a result. Local governments have been responsible, working hard to engage in the success of SDGs implementation. There are, however, improvement in several key aspects to strengthening the actions including:

- a. There is room for stronger national efforts to facilitate an enabling environment for the localisation of the SDGs, by supporting subnational governments with awareness raising campaigns, capacity building, and adequate resources for MER. National government should support stronger and regular coordination among sectoral ministries with local development strategies. This will strengthen local governments mobilization and enrich subnational monitoring of SDGs progress;
- b. Local context is important: different jurisdictions are at different paths of implementing SDGs requiring adapted policies, budget allocation and MER designated to tackles local difference. Ministries (BAPPENAS, MoHA, of Villages) should promote flexible and more place-based policies to support local plans aligned with SDGs (LAPs, LMDPs) and propel local innovation and ownership to foster the localization process. BPS at the local level should be given resources to improve statistical capacity and to provide meaningful data to support MER at the subnational governments.
- c. National government and LGAs should support the emergence of LGs champions for SDGs implementation at the local level. Through strengthening city emulation, inter-municipal and provincial-cities-regencies collaboration, it will help in fostering more coherence and cooperation through adequate incentives and technical assistance, reduce inefficient resource utilization and increase efficient localization.
- d. All LGAs need to be more engaged in advocacy and dialogue to strengthen multilevel governance, policy designs, policy coherence and exchanges of practices that contribute to strengthen local SDGs implementation. This is particularly the case related to the alignment of SDGs with current development plans;
- e. Multistakeholder involvement at various levels need to be intensified. Communities and private sector participation will determine the level of achievement. During the Decade of Action, local resources, talents, skills and capabilities are to be discovered and employed to fulfil development agenda.
- f. Dialogues on SDGs implementation especially with participation of LGs need to be raised to the fore. Increasing engagement of local parliaments and community dialogues would need to find its paths within the arena of measuring progress of SDGs.
- g. Local governments representatives shall be integrated in the national coordination mechanisms for SDGs implementation, particularly in the working groups, to participate in the definition, implementation, monitoring and assessment of SDGs national strategies at all levels.

REFERENCES

- Bhowmick, K. (2019, May 28). *SDGs in Progress: Lessons from Indonesia*. Retrieved from Asia Times: <https://asiatimes.com/2019/05/sdgs-in-progress-lessons-from-indonesia/>
- BPS. (2019). *Provincial Government Financial Statistics 2017-2020*. Jakarta: BPS.
- BPS. (2021). *Regencies/Municipalities Financial Statistics 2019-2020 Book 2*. Jakarta: BPS. Retrieved from Statistik Indonesia.
- GTFRLG, UN Habitat, & UNDP. (2016). *Roadmap for Localizing the SDGs: Implementation and Monitoring at the Subnational Level*. Retrieved from Sustainable Development: https://sustainabledevelopment.un.org/content/documents/commitments/818_11195_commitment_ROADMAP%20LOCALIZING%20SDGS.pdf
- MoNDP Bappenas. (2017, July). *Summary of Metadata Indicators*. Retrieved June 8, 2021, from SDGs Bappenas: http://sdgs.bappenas.go.id/wp-content/uploads/2017/09/Buku_Ringkasan_Metadata_Indikator_TPB.pdf
- MoNDP Bappenas. (2020, September). *SDGs Bappenas*. Retrieved June 8, 2021, from Metadata Indikator Edisi II: http://sdgs.bappenas.go.id/wp-content/uploads/2021/02/Metadata-Pilar-Lingkungan-Edisi-II_REV3.pdf
- Setiadi, R., & Suhartini, N. (2021, March 23). *Spotlight on Indonesia: Embedding the UN Sustainable Development Goals and Responding to COVID-19*. Retrieved from LGiU: <https://lgiu.org/briefing/a-spotlight-on-indonesia-embedding-the-un-sustainable-development-goals-and-responding-to-covid-19/>
- UN Desa. (2020, October). *Handbook for the Preparation of Voluntary National Reviews: the 2021 Edition*. Retrieved from sustainable development: https://sustainabledevelopment.un.org/content/documents/27024Handbook_2021_EN.pdf